

# North American Soccer League 1984



...ast hurrah for the NASL as membership teams to nine with the demise of Team Montreal Manic and Seattle Sounders. The Fort... franchise moved to Minnesota. Bowl, the single game showpiece final, was dropped and replaced with a best-of-three final series, in the hope that larger crowds would result from having the contenders playing at home. Unfortunately, by that time any changes that the NASL

could make would not have helped the situation. In the end Chicago Sting and Toronto Blizzard met in the final. The first game was played in Chicago with the Sting winning 2-1 and in the second, played at Toronto's Varsity Stadium, Chicago took a 2-0 lead before the Blizzard came storming back to tie the score at 2-2. Seconds later Chicago broke away to score the winner and take the NASL title back to the 'Windy City' for the second time. As it turned out it was to be the final NASL game.

## Final League Tables and Statistics

### EASTERN DIVISION

|                   | P  | W  | L  | For | Ag | Pts |
|-------------------|----|----|----|-----|----|-----|
| Chicago Sting     | 24 | 13 | 11 | 50  | 49 | 120 |
| Toronto Blizzard  | 24 | 14 | 10 | 46  | 33 | 117 |
| New York Cosmos   | 24 | 13 | 11 | 43  | 42 | 115 |
| Tampa Bay Rowdies | 24 | 9  | 15 | 43  | 61 | 87  |

### WESTERN DIVISION

|                        | P  | W  | L  | For | Ag | Pts |
|------------------------|----|----|----|-----|----|-----|
| San Diego Sockers      | 24 | 14 | 10 | 51  | 42 | 118 |
| Vancouver Whitecaps    | 24 | 13 | 11 | 51  | 48 | 117 |
| Minnesota Strikers     | 24 | 14 | 10 | 40  | 44 | 115 |
| Tulsa Roughnecks       | 24 | 10 | 14 | 42  | 46 | 98  |
| Golden Bay Earthquakes | 24 | 8  | 16 | 61  | 62 | 95  |

Based on six points for a win plus one point for each goal up to a maximum of three per team. A 15-minute sudden-death overtime period was played if the score was tied after 90 minutes. If the game was still tied the outcome was decided by a shoot-out. No bonus points awarded for goals scored in overtime or the team shoot-out goal. Four points awarded for a shoot-out win.

### Play-offs Semi-finals


- Sept 18, 1984 Chicago Sting 0: Vancouver Whitecaps 1 (OT) (in Chicago)
- Sept 23, 1984 Vancouver Whitecaps 1: Chicago Sting 3 (in Vancouver)
- Sept 28, 1984 Chicago Sting 4: Vancouver Whitecaps 3 (in Chicago)
- Sept 18, 1984 San Diego Sockers 1: Toronto Blizzard 2 (in San Diego)
- Sept 21, 1984 Toronto Blizzard 1: San Diego Sockers 0 (in Toronto)

### Championship Series - 84

- Oct 1, 1984 Chicago Sting 2: Toronto Blizzard 1 (in Chicago)
- Oct 3, 1984 Toronto Blizzard 2: Chicago Sting 3 (in Toronto)

### Leading Scorers

|                               | Pld | Gls | Ast | Pts |
|-------------------------------|-----|-----|-----|-----|
| Slavisa Zungul (Golden Bay)   | 24  | 20  | 10  | 50  |
| Branko Segota (Golden Bay)    | 24  | 18  | 11  | 47  |
| Ron Futcher (Tulsa)           | 23  | 18  | 8   | 44  |
| Karl-Heinz Granitza (Chicago) | 24  | 16  | 12  | 44  |
| Peter Ward (Vancouver)        | 24  | 16  | 10  | 42  |
| Ade Coker (San Diego)         | 22  | 16  | 7   | 39  |
| David Byrne (Toronto)         | 20  | 12  | 13  | 37  |
| Alan Willey (Minnesota)       | 24  | 15  | 4   | 34  |
| Jean Willrich (San Diego)     | 22  | 5   | 20  | 30  |
| Roberto Bettega (Toronto)     | 23  | 8   | 13  | 29  |
| Pato Margetic (Chicago)       | 23  | 7   | 14  | 28  |




Former Nottingham Forest striker Peter Ward was a big hit in the NASL during a sparkling career with Vancouver and Seattle. Derby-born Ward initially made his name in England with Brighton, scoring 79 goals in 172 games and making one substitute appearance for the England national side.

# CHICAGO STING

CHICAGO STING

Faint background text or logo, possibly related to the team's branding.

## 1984 Players



Gerry Gray

| C | Player               | No. | Born/Citizen        | Birthdate | Position   | Regular Season |    |    | Play-offs |   |   |    |
|---|----------------------|-----|---------------------|-----------|------------|----------------|----|----|-----------|---|---|----|
| a | Nogueira, Victor     | 1   | Mozambique          | 17.07.59  | Goalkeeper | 18             | 0  | 1  | 1         | 5 | 0 | 1  |
| b | Kodelja, Victor      | 7   | Italy/Canada        | 26.11.51  | Defender   | 23             | 0  | 2  | 2         | 5 | 0 | 0  |
| c | Kenny, Chris         | 15  | U.S.A.              | 31.05.62  | Defender   | 4              | 0  | 1  | 1         |   |   |    |
| d | Glenn, Rudy          | 8   | U.S.A.              | 12.10.58  | Midfield   | 23             | 3  | 2  | 8         | 5 | 0 | 1  |
| e | Huson, Dave          | 6   | Channel Islands     | 5.01.51   | Defender   | 23             | 0  | 2  | 2         | 5 | 0 | 0  |
| f | Comrie, Elvis        | 20  | England             | 7.09.59   | Forward    | 22             | 5  | 4  | 14        | 2 | 0 | 0  |
| g | Meschbach, Robert    | 16  | Canada/U.S.A.       | 17.06.59  | Forward    | 18             | 3  | 0  | 6         | 3 | 0 | 0  |
| h | Fajkus, Charlie      | 9   | U.S.A.              | 4.03.57   | Midfield   | 13             | 0  | 3  | 3         |   |   |    |
| i | Simanton, Mark       | 11  | U.S.A.              | 8.12.58   | Midfield   | 16             | 2  | 0  | 4         | 5 | 1 | 0  |
| j | Margetic, Pato       | 10  | Argentina           | 17.05.60  | Forward    | 23             | 7  | 14 | 28        | 5 | 6 | 13 |
| k | Granitza, Karl-Heinz | 12  | West Germany        | 1.11.51   | Forward    | 24             | 16 | 12 | 44        | 5 | 3 | 6  |
| l | Alonso, Ricardo      | 18  | Argentina           | 21.03.57  | Forward    | 8              | 3  | 1  | 7         |   |   |    |
| m | McGauley, Pat        | 19  | U.S.A.              | 23.04.61  | Forward    | 19             | 0  | 1  | 1         | 1 | 0 | 0  |
| n | Gettemeier, Ed       | 22  | U.S.A.              | 29.11.59  | Goalkeeper | 6              | 0  | 0  | 0         |   |   |    |
| o | Mathieu, Frantz      | 28  | Haiti               | 23.12.52  | Defender   | 6              | 0  | 0  | 0         | 1 | 0 | 0  |
| p | Seninho              | 3   | Angola/Portugal     | 1.07.49   | Forward    | 23             | 8  | 7  | 23        | 5 | 0 | 4  |
| q | Ryan, Greg           | 4   | West Germany/U.S.A. | 21.01.57  | Defender   | 7              | 0  | 1  | 1         |   |   |    |
| r | Knight, Hayden       | 5   | Trinidad            | 17.03.57  | Defender   | 10             | 1  | 2  | 4         | 4 | 0 | 0  |
| s | Rojas, Manny         | 9   | Chile               | 13.06.55  | Midfield   | 11             | 1  | 3  | 5         | 5 | 2 | 3  |
| t | Gray, Gerry          | 4   | Scotland/Canada     | 20.01.62  | Midfield   | 6              | 0  | 1  | 1         | 5 | 0 | 3  |

Coach: Willy Roy — West Germany/United States. Stadiums: Comiskey Park and Wrigley Field, Chicago, Illinois.

## 1984 Results

- Nogueira
- Kodelja
- Kenny
- Glenn
- Huson
- Comrie
- Meschbach
- Fajkus
- Simanton
- Margetic
- Granitza
- Alonso
- McGauley
- Gettemeier
- Mathieu
- Seninho
- Ryan
- Knight
- Rojas
- Gray


| Date    | Opponent      | Result | Score | Goals                                    | Assists | Goalkeepers | Defenders | Midfielders | Forwards |
|---------|---------------|--------|-------|--|---------|-------------|-----------|-------------|----------|
| 1 May   | 12 Minnesota  | (a) L  | 2-3   | Margetic, Alonso                         | 15,631  | a           | b         | c           | d        |
| 2       | 19 Minnesota  | (h) W  | 2-1   | Granitza, Alonso                         | 7,252   | b           | c         | d           | e        |
| 3       | 25 Tulsa      | (h) W  | 3-2*  | Glenn, Granitza                          | 3,713   | a           | b         | d           | e        |
| 4       | 27 Golden Bay | (a) W  | 3-2   | Meschbach, Margetic, Alonso              | 10,017  | a           | b         | c           | d        |
| 5 June  | 1 Tampa Bay   | (a) W  | 0-2   |  | 10,028  | a           | b         | d           | e        |
| 6       | 3 Tampa Bay   | (h) W  | 3-2   | Glenn 2, Granitza                        | 8,374   | a           | c         | d           | e        |
| 7       | 9 New York    | (a) W  | 5-0   | Meschbach, Margetic 2, Granitza, Seninho | 12,134  | a           | b         | d           | e        |
| 8       | 13 San Diego  | (h) L  | 2-3*  | Comrie, Granitza                         | 8,448   | a           | b         | d           | e        |
| 9       | 17 Tulsa      | (h) W  | 3-2   | Comrie, Granitza, Seninho                | 6,474   | a           | b         | d           | e        |
| 10      | 22 New York   | (h) L  | 1-2   | Margetic                                 | 11,458  | a           | b         | e           | f        |
| 11      | 24 Toronto    | (a) W  | 1-0   | Seninho                                  | 16,021  | a           | b         | d           | e        |
| 12      | 27 Vancouver  | (a) L  | 0-1   |  | 17,547  | a           | b         | d           | e        |
| 13 July | 4 Toronto     | (h) L  | 0-2   |  | 13,704  | a           | b         | d           | e        |
| 14      | 11 Minnesota  | (a) L  | 2-3   | Granitza 2                               | 8,317   | a           | b         | d           | e        |
| 15      | 18 San Diego  | (a) W  | 2-1   | Comrie, Seninho                          | 5,902   | b           | d         | e           | f        |
| 16      | 21 Golden Bay | (h) W  | 4-2   | Comrie, Granitza, Seninho 2              | 8,699   | b           | d         | e           | f        |
| 17 Aug  | 8 Golden Bay  | (h) L  | 3-6   | Meschbach, Margetic, Granitza            | 6,887   | b           | d         | e           | f        |
| 18      | 12 Vancouver  | (a) W  | 5-4+  | Meschbach, Margetic, Granitza 3          | 15,303  | b           | d         | e           | f        |
| 19      | 16 Tulsa      | (a) L  | 1-2+  | Granitza                                 | 5,222   | a           | b         | d           | e        |
| 20      | 22 Toronto    | (h) L  | 1-2   | Rojas                                    | 8,080   | a           | b         | d           | e        |
| 21      | 29 San Diego  | (a) L  | 0-4   |  | 7,198   | b           | d         | e           | f        |
| 22 Sept | 3 Vancouver   | (h) W  | 3-1   | Simanton, Granitza, Seninho              | 6,694   | a           | b         | f           | g        |
| 23      | 7 Tampa Bay   | (a) W  | 3-2   | Simanton, Seninho, Knight                | 7,832   | a           | b         | f           | g        |
| 24      | 15 New York   | (h) W  | 1-0   | Granitza                                 | 10,729  | a           | b         | d           | e        |

### Play-offs

|      |              |       |     |                             |        |   |   |   |   |
|------|--------------|-------|-----|-----------------------------|--------|---|---|---|---|
| Sept | 18 Vancouver | (h) L | 0-1 |                             | 5,484  | a | b | d | e |
|      | 23 Vancouver | (a) W | 3-1 | Margetic, Granitza 2        | 14,753 | a | b | d | e |
|      | 28 Vancouver | (h) W | 4-3 | Margetic 2, Granitza, Rojas | 10,139 | a | b | d | e |
| Oct  | 1 Toronto    | (h) W | 2-1 | Margetic, Rojas             | 8,352  | a | b | d | e |
|      | 3 Toronto    | (a) W | 3-2 | Simanton, Margetic 2        | 16,842 | a | b | d | e |

# GOLDEN BAY EARTHQUAKES

## 1984 Players



Steve Litt

| C | Player             | No. Born/Citizen           | Birthdate | Position   | Regular Season |
|---|--------------------|----------------------------|-----------|------------|----------------|
| a | Irwin, Bill        | 31 Northern Ireland/U.S.A. | 23.07.51  | Goalkeeper | 21 0 0 0       |
| b | Litt, Steve        | 5 England                  | 21.05.54  | Defender   | 14 0 2 2       |
| c | Keri, Mihalj       | 14 Yugoslavia              | 15.01.51  | Defender   | 18 0 1 1       |
| d | Knight, Hayden     | 17 U.S.A.                  | 17.03.57  | Defender   | 2 0 0 0        |
| e | Katakaidis, George | 19 Canada                  | 19.01.62  | Defender   | 13 0 2 2       |
| f | Hunter, Mike       | 3 U.S.A.                   | 30.09.58  | Defender   | 13 1 2 4       |
| g | Rojas, Manny       | Chile                      | 13.06.55  | Midfield   | 10 3 5 11      |
| h | Cuellar, Leonardo  | 12 Mexico                  | 14.01.52  | Midfield   | 22 1 6 8       |
| i | Clavijo, Fernando  | 21 Uruguay                 | 23.01.57  | Midfield   | 19 1 1 3       |
| j | Goossens, Jan      | 10 Holland                 | 18.12.58  | Forward    | 13 3 6 12      |
| k | Zungul, Slavisa    | 11 Yugoslavia              | 28.07.54  | Forward    | 24 20 10 50    |
| l | Segota, Branko     | 20 Yugoslavia/Canada       | 8.06.61   | Forward    | 24 18 11 47    |
| m | Schultz, Tim       | 25 U.S.A.                  | 1.03.62   | Midfield   | 16 0 1 1       |
| n | Bartro, Tim        | 18 U.S.A.                  | 3.08.64   | Forward    | 2 0 0 0        |
| o | Vrablic, Igor      | 23 Czech./Canada           | 19.07.64  | Forward    | 11 4 4 12      |
| p | Lopez, Edgardo     | 26 Uruguay                 | 18.07.62  | Defender   | 8 1 4 6        |
| q | Sweeney, Barney    | 6 Canada                   | 25.12.59  | Midfield   | 21 2 3 7       |
| r | Boyce, Barney      | 22 U.S.A.                  | 2.11.60   | Defender   | 17 0 0 0       |
| s | Rigby, Bob         | 1 U.S.A.                   | 2.11.60   | Goalkeeper | 3 0 0 0        |
| t | Fajkus, Charlie    | 4 U.S.A.                   | 4.03.57   | Midfield   | 13 1 5 7       |
| u | Alonso, Ricardo    | 17 Argentina               | 21.03.57  | Forward    | 5 2 1 5        |
| v | Ingram, Godfrey    | 16 England                 | 26.10.59  | Forward    | 8 3 5 11       |

Coach: Dragan Popovic — Yugoslavia.

Stadium: Spartan Stadium, San Jose, California.


## 1984 Results

|         |              |            |  |        | Irwin | Litt | Keri | Knight | Katakaidis | Hunter | Rojas | Cuellar | Clavijo | Goossens | Zungul | Segota | Schultz | Bartro | Vrablic | Lopez | Sweeney | Boyce | Rigby | Fajkus | Alonso | Ingram |
|---------|--------------|------------|--|--------|-------|------|------|--------|------------|--------|-------|---------|---------|----------|--------|--------|---------|--------|---------|-------|---------|-------|-------|--------|--------|--------|
| 1 May   | 19 San Diego | (h) L 2-3* | Hunter, Zungul                         | 12,261 | a     | b    | c    | d      | e          | f      | g     | §       | i       | j        | k      | l      |         |        |         |       |         |       |       |        |        |        |
| 2       | 23 Vancouver | (a) L 3-5  | Rojas, Zungul 2                        | 10,424 | a     | b    | c    |        | §          | f      | g     | §       | i       | j        | k      | l      | m       | n      | §       |       |         |       |       |        |        |        |
| 3       | 27 Chicago   | (h) L 2-3  | Zungul 2                               | 10,017 | a     | b    | c    |        | §          | f      | g     | h       | i       | j        | k      | l      | m       |        |         | §     |         |       |       |        |        |        |
| 4 June  | 3 San Diego  | (a) W 3-2* | Rojas, Zungul                          | 7,710  | a     | b    | c    |        |            | f      | g     | h       | i       | j        | k      | l      | m       |        |         |       | q       | §     |       |        |        |        |
| 5       | 8 Minnesota  | (a) L 1-2+ | Sweeney                                | 6,344  | a     | b    | c    |        |            | f      | g     | h       | i       | §        | k      | l      | m       |        |         |       | q       | §     |       |        |        |        |
| 6       | 13 New York  | (h) L 1-3  | Rojas                                  | 11,696 | a     | b    | c    |        |            | f      | g     | h       | §       | j        | k      | l      | m       |        |         |       | q       | §     |       |        |        |        |
| 7       | 22 Tulsa     | (a) L 1-3  | Segota                                 | 6,803  |       | b    | c    | §      |            |        | g     | h       | i       | j        | k      | l      | §       |        |         |       | q       | r     | s     |        |        |        |
| 8       | 30 Tampa Bay | (h) W 9-0  | Zungul 4, Segota 2, Vrablic 2, Sweeney | 10,109 | a     | b    | c    |        |            | f      | g     | h       | i       | §        | k      | l      | §       |        |         | o     | q       |       |       |        |        |        |
| 9 July  | 4 Tampa Bay  | (a) L 1-2  | Zungul                                 | 34,372 | a     | b    | c    |        |            | f      | g     | h       | i       | §        | k      | l      | §       |        |         | o     | q       |       |       |        |        |        |
| 10      | 8 Tulsa      | (h) W 4-1  | Goossens 2, Zungul, Vrablic            | 8,694  | a     | b    | c    |        |            | f      | §     | h       | i       | j        | k      | l      |         |        |         | o     | q       | §     |       |        |        |        |
| 11      | 11 Toronto   | (h) W 2-0  | Goossens, Segota                       | 9,413  | a     | b    | c    |        |            | f      | §     | h       | i       | j        | k      | l      |         |        |         | o     | q       | §     |       |        |        |        |
| 12      | 14 Minnesota | (h) L 2-3+ | Zungul 2                               | 11,196 | a     | b    | c    |        |            | f      | h     | i       | j       | k        | l      |        |         |        |         | o     | q       |       |       |        |        |        |
| 13      | 21 Chicago   | (a) L 2-4  | Segota, Alonso                         | 8,699  | a     |      | e    |        |            | f      | h     | i       | k       | l        |        |        |         |        |         |       | q       | r     |       | §      | §      | §      |
| 14      | 25 Tulsa     | (h) L 1-3  | Zungul                                 | 10,241 | a     | b    | e    |        |            | f      | h     | i       | j       | k        | l      |        |         |        |         |       | q       | r     |       | §      | §      | §      |
| 15 Aug  | 8 Chicago    | (a) W 6-3  | Zungul, Segota 3, Vrablic, Alonso      | 6,887  | a     |      | e    | e      |            |        | §     | i       | k       | l        |        |        |         |        | §       | p     | q       | r     | t     | u      | u      | u      |
| 16      | 12 Toronto   | (a) L 3-5  | Segota 3                               | 10,126 | a     |      | e    | e      |            |        | §     | i       | k       | l        |        |        |         |        | §       | p     | q       | r     | t     | u      | u      | u      |
| 17      | 18 Vancouver | (h) L 2-3* | Segota, Ingram                         | 13,127 | a     |      | c    | §      |            |        | §     | i       | k       | l        | m      | §      |         |        |         | §     | p       | q     | r     | t      | u      | u      |
| 18      | 22 Vancouver | (h) W 3-2  | Segota, Lopez, Ingram                  | 15,403 | a     |      |      | e      |            | h      |       |         | k       | l        | m      |        |         |        |         | §     | p       | q     | r     | t      | u      | u      |
| 19      | 25 Toronto   | (h) L 2-3* | Segota 2                               | 8,531  | a     |      |      | e      |            | h      |       |         | k       | l        | m      |        |         |        |         | §     | p       | q     | r     | t      | u      | u      |
| 20      | 29 Tampa Bay | (a) L 4-5  | Zungul 3, Segota                       | 4,874  | a     |      |      | e      |            | h      | §     |         | k       | l        | m      |        |         |        |         | §     | p       | q     | r     | t      | u      | u      |
| 21 Sept | 1 Minnesota  | (a) W 2-1  | Segota, Fajkus                         | 8,356  | a     |      |      | e      |            | h      | §     |         | k       | l        | m      |        |         |        |         | §     | p       | q     | r     | t      | u      | u      |
| 22      | 3 New York   | (h) L 3-4  | Clavijo, Zungul, Segota                | 8,567  | a     |      |      | e      |            | h      | i     |         | k       | l        | m      |        |         |        |         | §     | q       | r     | t     | u      | u      | u      |
| 23      | 8 San Diego  | (h) L 1-2  | Cuellar                                | 9,531  |       |      | c    | e      |            | h      |       |         | k       | l        | m      |        |         |        |         | §     | q       | r     | s     | t      | u      | u      |
| 24      | 12 New York  | (a) W 1-0  | Ingram                                 | 7,581  |       | b    |      | e      |            | h      |       |         | k       | l        | m      |        |         |        |         | §     | q       | r     | s     | t      | u      | u      |

# MINNESOTA STRIKERS



## 1984 Players



Peter Daniel

| C | Player            | No. | Born/Citizen    | Birthdate | Position   | Regular Season |
|---|-------------------|-----|-----------------|-----------|------------|----------------|
| a | Lettieri, Tino    | 1   | Italy/Canada    | 27.09.57  | Goalkeeper | 18 0 0 0       |
| b | Bolitho, Bob      | 24  | Canada          | 20.07.52  | Defender   | 12 1 1 3       |
| c | Fogarty, Ken      | 7   | England         | 25.01.55  | Defender   | 22 0 2 2       |
| d | Meschbach, Robert | 18  | Canada/U.S.A.   | 17.06.59  | Forward    | 1 0 0 0        |
| e | Lodeweges, Dwight | 2   | Canada/Holland  | 26.10.57  | Defender   | 23 0 7 7       |
| f | Crook, Bill       | 22  | U.S.A.          | 3.04.64   | Defender   | 20 0 2 2       |
| g | Bain, John        | 8   | Scotland        | 23.06.57  | Midfield   | 22 4 13 21     |
| h | Rongen, Thomas    | 6   | Holland         | 31.10.56  | Midfield   | 5 0 0 0        |
| i | Daniel, Peter     | 19  | England         | 12.12.55  | Defender   | 14 0 7 7       |
| j | Hudson, Ray       | 4   | England         | 24.03.55  | Midfield   | 21 2 15 19     |
| k | Miller, Bruce     | 25  | Canada          | 23.05.57  | Defender   | 13 1 3 5       |
| l | Willey, Alan      | 9   | England         | 18.10.56  | Forward    | 24 15 4 34     |
| m | Ingram, Godfrey   | 10  | England         | 26.10.59  | Forward    | 12 2 1 5       |
| n | McGrane, John     | 3   | Scotland/Canada | 12.10.53  | Defender   | 17 0 1 1       |
| o | Strong, Carl      | 12  | U.S.A.          | 21.01.58  | Midfield   | 21 1 2 4       |
| p | Kidd, Brian       | 11  | England         | 29.05.49  | Forward    | 13 8 3 19      |
| q | Etherington, Gary | 14  | England/U.S.A.  | 22.04.58  | Forward    | 17 1 2 4       |
| r | Scarpelli, Craig  | 00  | U.S.A.          | 17.09.61  | Goalkeeper | 6 0 0 0        |
| s | Jeffries, Mike    | 16  | U.S.A.          | 20.05.62  | Defender   | 8 1 0 2        |
| t | Price, Paul       | 5   | England         | 23.03.54  | Defender   | 8 0 1 1        |
| u | Collins, Ben      | 23  | Liberia         | 12.06.61  | Midfield   | 1 0 0 0        |
| v | Alonso, Ricardo   | 24  | Argentina       | 21.03.57  | Forward    | 6 1 1 3        |
| w | Wallace, Barry    | 15  | England         | 17.04.59  | Defender   | 4 0 0 0        |

Coach: David Chadwick — India/England.

Stadium: Hubert H. Humphrey Metrodome, Bloomington, Minnesota.


## 1984 Results

|         |               |     |        |                        | Lettieri | Bolitho | Fogarty | Meschbach | Lodeweges | Crook | Bain | Rongen | Daniel | Hudson | Miller | Willey | Ingram | McGrane | Strong | Kidd | Etherington | Scarpelli | Jeffries | Price | Collins | Alonso | Wallace |  |
|---------|---------------|-----|--------|------------------------|----------|---------|---------|-----------|-----------|-------|------|--------|--------|--------|--------|--------|--------|---------|--------|------|-------------|-----------|----------|-------|---------|--------|---------|--|
| 1 May   | 5 Tampa Bay   | (a) | W 2-1* | o.g.                   | 13,829   |         |         |           |           |       |      |        |        |        |        |        |        |         |        |      |             |           |          |       |         |        |         |  |
| 2       | 12 Chicago    | (h) | W 3-2  | Hudson, Willey 2       | 15,631   | a       | b       | c         | e         | f     | g    | h      | i      | j      | k      | l      | m      |         |        |      |             |           |          |       |         |        |         |  |
| 3       | 19 Chicago    | (a) | L 1-2  | Bolitho                | 7,252    | a       | b       | c         | e         | f     | g    | h      | i      | j      | k      | l      | m      | n       | o      | p    |             |           |          |       |         |        |         |  |
| 4       | 26 San Diego  | (a) | W 2-0  | Willey, Kidd           | 7,923    | a       | b       | c         | e         | f     | g    | h      | i      | j      | k      | l      | m      | n       | o      | p    |             |           |          |       |         |        |         |  |
| 5       | 28 Tampa Bay  | (h) | W 1-0  | Kidd                   | 52,621   | a       | b       | c         | e         | f     | g    | h      | i      | j      | k      | l      | m      | n       | o      | p    |             |           |          |       |         |        |         |  |
| 6 June  | 3 Toronto     | (a) | L 0-2  |                        | 10,066   | a       | b       | c         | e         | f     | g    | h      | i      | j      | k      | l      | m      | n       | o      | p    | q           | r         |          |       |         |        |         |  |
| 7       | 8 Golden Bay  | (h) | W 2-1+ | Willey, Kidd           | 6,344    | a       | b       | c         | e         | f     | g    | h      | i      | j      | k      | l      | m      | n       | o      | p    | q           | r         | s        |       |         |        |         |  |
| 8       | 16 San Diego  | (h) | L 3-4* | Willey, Kidd 2         | 12,332   | a       | b       | c         | e         | f     | g    | h      | i      | j      | k      | l      | m      | n       | o      | p    | q           | r         | s        |       |         |        |         |  |
| 9       | 24 Vancouver  | (a) | L 2-3+ | Kidd, Etherington      | 17,608   | a       | b       | c         | e         | f     | g    | h      | i      | j      | k      | l      | m      | n       | o      | p    | q           | r         | s        |       |         |        |         |  |
| 10      | 30 New York   | (h) | W 1-0  | Kidd                   | 11,572   | a       | b       | c         | e         | f     | g    | h      | i      | j      | k      | l      | m      | n       | o      | p    | q           | r         | s        |       |         |        |         |  |
| 11 July | 11 Chicago    | (h) | W 3-2  | Willey 2, Kidd         | 8,317    | a       | b       | c         | e         | f     | g    | h      | i      | j      | k      | l      | m      | n       | o      | p    | q           | r         | s        |       |         |        |         |  |
| 12      | 14 Golden Bay | (a) | W 3-2+ | Bain, Ingram, Strong   | 11,196   | a       | b       | c         | e         | f     | g    | h      | i      | j      | k      | l      | m      | n       | o      | p    | q           | r         | s        |       |         |        |         |  |
| 13      | 18 Tampa Bay  | (a) | L 0-3  |                        | 7,816    | a       | b       | c         | e         | f     | g    | h      | i      | j      | k      | l      | m      | n       | o      | p    | q           | r         | s        |       |         |        |         |  |
| 14      | 21 Vancouver  | (h) | W 3-2* | Bain, Willey           | 21,634   | a       | b       | c         | e         | f     | g    | h      | i      | j      | k      | l      | m      | n       | o      | p    | q           | r         | s        | t     |         |        |         |  |
| 15      | 28 Tulsa      | (a) | L 1-4  | Jeffries               | 6,948    | a       | b       | c         | e         | f     | g    | h      | i      | j      | k      | l      | m      | n       | o      | p    | q           | r         | s        | t     |         |        |         |  |
| 16 Aug  | 10 New York   | (h) | W 3-2  | Willey 2, Ingram       | 10,575   | a       | b       | c         | e         | f     | g    | h      | i      | j      | k      | l      | m      | n       | o      | p    | q           | r         | s        | t     |         |        |         |  |
| 17      | 17 Toronto    | (h) | L 1-2  | Hudson                 | 7,831    | a       | b       | c         | e         | f     | g    | h      | i      | j      | k      | l      | m      | n       | o      | p    | q           | r         | s        | t     |         |        |         |  |
| 18      | 19 New York   | (a) | W 4-3+ | Bain, Willey 2, Alonso | 12,872   | a       | b       | c         | e         | f     | g    | h      | i      | j      | k      | l      | m      | n       | o      | p    | q           | r         | s        | t     |         |        |         |  |
| 19      | 22 Tulsa      | (h) | W 1-0  | Willey                 | 6,949    | a       | b       | c         | e         | f     | g    | h      | i      | j      | k      | l      | m      | n       | o      | p    | q           | r         | s        | t     |         |        |         |  |
| 20      | 25 Tulsa      | (a) | W 1-0  | Willey                 | 5,615    | a       | b       | c         | e         | f     | g    | h      | i      | j      | k      | l      | m      | n       | o      | p    | q           | r         | s        | t     |         |        |         |  |
| 21 Sept | 1 Golden Bay  | (h) | L 1-2  | Willey                 | 8,356    | a       | b       | c         | e         | f     | g    | h      | i      | j      | k      | l      | m      | n       | o      | p    | q           | r         | s        | t     |         |        |         |  |
| 22      | 3 Toronto     | (a) | L 0-2  |                        | 8,689    | a       | b       | c         | e         | f     | g    | h      | i      | j      | k      | l      | m      | n       | o      | p    | q           | r         | s        | t     |         |        |         |  |
| 23      | 8 Vancouver   | (a) | W 2-1  | Bain, Miller           | 17,040   | a       | b       | c         | e         | f     | g    | h      | i      | j      | k      | l      | m      | n       | o      | p    | q           | r         | s        | t     |         |        |         |  |
| 24      | 14 San Diego  | (h) | L 0-4  |                        | 8,989    | a       | b       | c         | e         | f     | g    | h      | i      | j      | k      | l      | m      | n       | o      | p    | q           | r         | s        | t     |         |        |         |  |

# NEW YORK COSMOS



## 1984 Players



Jeff Durgan

| C | Player                 | No. | Born/Citizen     | Birthdate | Position   | Regular Season |   |    |    |
|---|------------------------|-----|------------------|-----------|------------|----------------|---|----|----|
| a | Birkenmeier, Hubert    | 1   | West Germany     | 24.05.49  | Goalkeeper | 22             | 0 | 0  | 0  |
| b | Eskandarian, Andranik  | 2   | Iran             | 31.12.51  | Defender   | 23             | 0 | 2  | 2  |
| c | Durgan, Jeff           | 4   | U.S.A.           | 29.08.51  | Defender   | 13             | 0 | 0  | 0  |
| d | Canter, Dan            | 3   | U.S.A.           | 16.11.61  | Defender   | 14             | 0 | 2  | 2  |
| e | Neeskens, Johan        | 13  | Holland          | 15.09.51  | Defender   | 18             | 5 | 1  | 11 |
| f | DiBernardo, Angelo     | 16  | Argentina/U.S.A. | 16.05.56  | Midfield   | 7              | 0 | 5  | 5  |
| g | DeBrito, Pedro         | 22  | Portugal/U.S.A.  | 29.05.59  | Midfield   | 23             | 2 | 2  | 6  |
| h | Bogicevic, Vladislav   | 8   | Yugoslavia       | 6.11.50   | Midfield   | 24             | 3 | 13 | 19 |
| i | Cabanas, Roberto       | 9   | Paraguay         | 11.04.61  | Forward    | 15             | 8 | 4  | 20 |
| j | Parkinson, Andrew      | 20  | South Africa     | 5.05.59   | Forward    | 18             | 3 | 3  | 9  |
| k | Moyers, Steve          | 12  | U.S.A.           | 23.09.56  | Forward    | 8              | 1 | 0  | 2  |
| l | Green, Alan            | 15  | England/U.S.A.   | 1.01.54   | Forward    | 14             | 5 | 4  | 14 |
| m | Borja, Hernan 'Chico'  | 28  | Ecuador/U.S.A.   | 24.08.59  | Forward    | 18             | 5 | 5  | 15 |
| n | Gray, Gerry            | 25  | Scotland/Canada  | 20.01.61  | Midfield   | 13             | 1 | 3  | 5  |
| o | Brcic, David           | 21  | U.S.A.           | 21.01.58  | Goalkeeper | 2              | 0 | 0  | 0  |
| p | Vujovic, Dragan        | 11  | Yugoslavia       | 19.08.53  | Forward    | 16             | 3 | 4  | 10 |
| q | Terlecki, Stan         | 14  | Poland           | 13.11.55  | Midfield   | 17             | 4 | 4  | 12 |
| r | Marcantonio, Carmine   | 27  | Italy/Canada     | 21.11.54  | Defender   | 8              | 0 | 0  | 0  |
| s | Lawson, Doc            |     | Liberia/U.S.A.   | 11.02.48  | Defender   | 1              | 0 | 0  | 0  |
| t | DeMatthais, Ferdinando | 17  | Italy            | 29.05.61  | Defender   | 1              | 0 | 0  | 0  |
| u | Gee, Darryl            | 5   | U.S.A.           | 9.05.62   | Defender   | 2              | 0 | 0  | 0  |
| v | Reardon, Gerry         |     | England/Ireland  | 7.10.60   | Midfield   | 1              | 0 | 0  | 0  |
| w | Fox, Mike              | 23  | U.S.A.           | 24.09.61  | Midfield   | 5              | 0 | 0  | 0  |
| x | Zmuda, Wladyslaw       | 6   | Poland           | 8.06.54   | Defender   | 4              | 0 | 0  | 0  |
| y | Davis, Rick            | 17  | U.S.A.           | 24.11.58  | Midfield   | 8              | 2 | 2  | 6  |
| z | Damiani, Giuseppe      | 7   | Italy            | 15.06.50  | Forward    | 2              | 0 | 2  | 2  |
| ø | Tambi, Kazbek          | 24  | U.S.A.           | 8.12.61   | Defender   | 5              | 0 | 1  | 1  |

Coach: Eddie Firmani — South Africa/Italy.

Stadium: Giants Stadium, Meadowlands, New Jersey


## 1984 Results

|         |               |            |                                       |        |   | Birkenmeier | Eskandarian | Durgan | Canter | Neeskens | DiBernardo | DeBrito | Bogicevic | Cabanas | Parkinson | Moyers | Green | Borja | Gray | Brcic | Vujovic | Terlecki | Marcantonio | Lawson | DeMatthais | Gee | Reardon | Fox | Zmuda | Davis | Damiani | Tambi |  |
|---------|---------------|------------|---------------------------------------|--------|---|-------------|-------------|--------|--------|----------|------------|---------|-----------|---------|-----------|--------|-------|-------|------|-------|---------|----------|-------------|--------|------------|-----|---------|-----|-------|-------|---------|-------|--|
| 1 May   | 13 Tampa Bay  | (h) W 1-0  | Cabanas                               | 21,385 |   |             |             |        |        |          |            |         |           |         |           |        |       |       |      |       |         |          |             |        |            |     |         |     |       |       |         |       |  |
| 2       | 20 Vancouver  | (h) W 2-1  | Cabanas 2                             | 16,719 | a | b           | c           | d      | e      | f        | g          | h       | i         | j       | k         | l      | m     | n     |      |       |         |          |             |        |            |     |         |     |       |       |         |       |  |
| 3       | 26 Tampa Bay  | (a) L 2-3* | Neeskens, DeBrito                     | 12,722 |   | b           | c           | d      | e      | f        | g          | h       | i         | j       | k         | l      | m     | n     | o    | p     | q       | r        |             |        |            |     |         |     |       |       |         |       |  |
| 4 June  | 9 Chicago     | (h) L 0-5  |                                       | 12,134 |   |             | b           | c      | d      | e        | f          | g       | h         | i       | j         | k      | l     | m     | n    | o     | p       | q        | r           |        |            |     |         |     |       |       |         |       |  |
| 5       | 13 Golden Bay | (a) W 3-1  | Borja 2, Gray                         | 11,696 | a | b           | c           | d      | e      | f        | g          | h       | i         | j       | k         | l      | m     | n     | o    | p     | q       | r        |             |        |            |     |         |     |       |       |         |       |  |
| 6       | 17 Toronto    | (h) W 2-1  | Neeskens, Terlecki                    | 15,482 | a | b           | c           | d      | e      | f        | g          | h       | i         | j       | k         | l      | m     | n     | o    | p     | q       | r        |             |        |            |     |         |     |       |       |         |       |  |
| 7       | 22 Chicago    | (a) W 2-1  | Borja, Terlecki                       | 11,458 | a | b           | c           | d      | e      | f        | g          | h       | i         | j       | k         | l      | m     | n     | o    | p     | q       | r        |             |        |            |     |         |     |       |       |         |       |  |
| 8       | 24 Tulsa      | (h) W 3-1  | Parkinson 2, Borja                    | 14,267 | a | b           | c           | d      | e      | f        | g          | h       | i         | j       | k         | l      | m     | n     | o    | p     | q       | r        |             |        |            |     |         |     |       |       |         |       |  |
| 9       | 27 Toronto    | (a) L 0-4  |                                       | 10,231 | a | b           | c           | d      | e      | f        | g          | h       | i         | j       | k         | l      | m     | n     | o    | p     | q       | r        |             |        |            |     |         |     |       |       |         |       |  |
| 10      | 30 Minnesota  | (a) L 0-1  |                                       | 11,572 | a | b           | c           | d      | e      | f        | g          | h       | i         | j       | k         | l      | m     | n     | o    | p     | q       | r        |             |        |            |     |         |     |       |       |         |       |  |
| 11 July | 8 Vancouver   | (a) L 1-2  | Cabanas                               | 20,627 | a | b           | c           | d      | e      | f        | g          | h       | i         | j       | k         | l      | m     | n     | o    | p     | q       | r        |             |        |            |     |         |     |       |       |         |       |  |
| 12      | 11 Tampa Bay  | (h) W 5-1  | Bogicevic, Cabanas 2, Green, Vujovic  | 10,364 | a | b           | c           | d      | e      | f        | g          | h       | i         | j       | k         | l      | m     | n     | o    | p     | q       | r        |             |        |            |     |         |     |       |       |         |       |  |
| 13      | 14 Tulsa      | (a) W 3-2  | Neeskens, Bogicevic, Green            | 22,500 | a | b           | c           | d      | e      | f        | g          | h       | i         | j       | k         | l      | m     | n     | o    | p     | q       | r        |             |        |            |     |         |     |       |       |         |       |  |
| 14      | 25 San Diego  | (h) W 3-1  | Cabanas, Green, Vujovic               | 10,495 | a | b           | c           | d      | e      | f        | g          | h       | i         | j       | k         | l      | m     | n     | o    | p     | q       | r        | s           | t      | u          | v   | w       | x   | y     | z     |         |       |  |
| 15 Aug  | 10 Minnesota  | (a) L 2-3  | DeBrito, Green                        | 10,575 | a | b           | c           | d      | e      | f        | g          | h       | i         | j       | k         | l      | m     | n     | o    | p     | q       | r        | s           | t      | u          | v   | w       | x   | y     | z     |         |       |  |
| 16      | 15 San Diego  | (a) W 2-0  | Cabanas, Moyers                       | 12,328 | a | b           | c           | d      | e      | f        | g          | h       | i         | j       | k         | l      | m     | n     | o    | p     | q       | r        | s           | t      | u          | v   | w       | x   | y     | z     |         |       |  |
| 17      | 19 Minnesota  | (h) L 3-4+ | Neeskens 2, Green                     | 12,872 | a | b           | c           | d      | e      | f        | g          | h       | i         | j       | k         | l      | m     | n     | o    | p     | q       | r        | s           | t      | u          | v   | w       | x   | y     | z     |         |       |  |
| 18      | 25 San Diego  | (a) L 1-2  | Davis                                 | 5,215  | a | b           | c           | d      | e      | f        | g          | h       | i         | j       | k         | l      | m     | n     | o    | p     | q       | r        | s           | t      | u          | v   | w       | x   | y     | z     |         |       |  |
| 19      | 29 Vancouver  | (h) W 2-1  | Vujovic, Terlecki                     | 11,444 | a | b           | c           | d      | e      | f        | g          | h       | i         | j       | k         | l      | m     | n     | o    | p     | q       | r        | s           | t      | u          | v   | w       | x   | y     | z     |         |       |  |
| 20 Sept | 3 Golden Bay  | (a) W 4-3  | Bogicevic, Parkinson, Borja, Terlecki | 8,567  | a | b           | c           | d      | e      | f        | g          | h       | i         | j       | k         | l      | m     | n     | o    | p     | q       | r        | s           | t      | u          | v   | w       | x   | y     | z     |         |       |  |
| 21      | 5 Toronto     | (h) W 2-1* | Davis                                 | 8,736  | a | b           | c           | d      | e      | f        | g          | h       | i         | j       | k         | l      | m     | n     | o    | p     | q       | r        | s           | t      | u          | v   | w       | x   | y     | z     |         |       |  |
| 22      | 8 Tulsa       | (a) L 0-2  |                                       | 7,683  | a | b           | c           | d      | e      | f        | g          | h       | i         | j       | k         | l      | m     | n     | o    | p     | q       | r        | s           | t      | u          | v   | w       | x   | y     | z     |         |       |  |
| 23      | 12 Golden Bay | (h) L 0-1  |                                       | 7,581  | a | b           | c           | d      | e      | f        | g          | h       | i         | j       | k         | l      | m     | n     | o    | p     | q       | r        | s           | t      | u          | v   | w       | x   | y     | z     |         |       |  |
| 24      | 15 Chicago    | (a) L 0-1  |                                       | 10,729 | a | b           | c           | d      | e      | f        | g          | h       | i         | j       | k         | l      | m     | n     | o    | p     | q       | r        | s           | t      | u          | v   | w       | x   | y     | z     |         |       |  |

# SAN DIEGO SOCKERS



## 1984 Players



Jim Gorsek

| C | Player           | No. Born/Citizen       | Birthdate | Position   | Regular Season | Play-offs |
|---|------------------|------------------------|-----------|------------|----------------|-----------|
| a | Gorsek, Jim      | 25 U.S.A.              | 12.10.55  | Goalkeeper | 15 0 0 0       |           |
| b | Iarusci, Robert  | 6 Canada               | 8.11.54   | Defender   | 22 0 2 2       | 2 0 0 0   |
| c | Crow, Kevin      | 12 U.S.A.              | 17.09.61  | Defender   | 22 3 2 8       | 2 0 0 0   |
| d | Collier, Gary    | 3 England              | 4.02.55   | Defender   | 24 0 0 0       | 2 0 0 0   |
| e | Hilkes, Lorenz   | 9 Holland/West Germany | 31.08.50  | Forward    | 4 0 0 0        |           |
| f | Morcillo, Willy  | 33 Colombia/U.S.A.     | 27.10.60  | Forward    | 14 1 2 4       | 1 0 0 0   |
| g | O'Kane, Gerry    | 7 Northern Ireland     | 20.01.55  | Midfield   | 13 1 1 3       |           |
| h | Quinn, Brian     | 14 Northern Ireland    | 24.05.60  | Midfield   | 20 3 5 11      | 2 1 0 2   |
| i | Skouras, Peter   | 21 U.S.A.              | 21.03.63  | Midfield   | 9 1 0 2        | 1 0 0 0   |
| j | Perez, Hugo      | 18 El Salvador/U.S.A.  | 8.11.63   | Forward    | 15 5 5 15      | 2 0 1 1   |
| k | Abrahams, Laurie | 16 England             | 3.04.53   | Forward    | 19 1 2 4       | 1 0 0 0   |
| l | Willrich, Jean   | 15 West Germany        | 27.04.53  | Forward    | 22 5 20 30     | 2 0 0 0   |
| m | Deyna, Kazimierz | 10 Poland              | 23.10.47  | Midfield   | 21 8 8 24      | 2 0 0 0   |
| n | Coker, Ade       | 4 Nigeria/U.S.A.       | 19.05.54  | Forward    | 22 16 7 39     | 1 0 0 0   |
| o | Moura, Paulo     | 5 Brazil               | 25.01.54  | Midfield   | 20 1 4 6       | 2 0 1 1   |
| p | Daley, Steve     | 17 England             | 15.04.53  | Midfield   | 19 3 7 13      | 2 0 0 0   |
| q | Suri, Caleb      | 27 U.S.A.              | 30.05.66  | Forward    | 6 0 0 0        |           |
| r | Toth, Zoltan     | 1 Hungary              | 29.12.55  | Goalkeeper | 10 0 1 1       | 2 0 0 0   |
| s | Geyer, Eric      | 8 West Germany         | 7.11.50   | Defender   | 2 0 0 0        |           |
| t | Nesin, Steve     | 2 Yugoslavia/Canada    | 17.04.60  | Defender   | 1 0 0 0        |           |

Coach: Ron Newman — England.

Stadium: San Diego Jack Murphy Stadium, San Diego, California.


## 1984 Results

|                  |               |  | Gorsek | Iarusci | Crow | Collier | Hilkes | Morcillo | O'Kane | Quinn | Skouras | Perez | Abrahams | Willrich | Deyna | Coker | Moura | Daley | Suri | Toth | Geyer | Nesin |
|------------------|---------------|--|--------|---------|------|---------|--------|----------|--------|-------|---------|-------|----------|----------|-------|-------|-------|-------|------|------|-------|-------|
| 1 May            | 12 Vancouver  | (a) L 0-2                                    | 15,718 | a       | b    | c       | d      | e        | f      | g     | h       | i     | j        | k        | l     |       |       |       |      |      |       |       |
| 2                | 19 Golden Bay | (a) W 3-2* Quinn, Willrich                   | 12,261 | a       | b    | c       | d      | e        | f      | g     | h       | i     | j        | k        | l     |       |       |       |      |      |       |       |
| 3                | 26 Minnesota  | (h) L 0-2                                    | 7,923  | a       | b    | c       | d      | e        | f      | g     | h       | i     | j        | k        | l     | §     | n     |       |      |      |       |       |
| 4 June           | 3 Golden Bay  | (h) L 2-3* Coker 2                           | 7,710  | a       | b    | c       | d      | e        | f      | g     | h       | i     | j        | k        | l     | §     | m     | n     | o    |      |       |       |
| 5                | 10 Toronto    | (a) L 1-2 O'Kane                             | 8,976  | a       | b    | c       | d      | e        | f      | g     | h       | i     | j        | k        | l     | m     | n     | o     | p    |      |       |       |
| 6                | 13 Chicago    | (a) W 3-2* Quinn, Coker                      | 8,448  | a       | b    | c       | d      | e        | f      | g     | h       | i     | j        | k        | l     | n     | o     | p     |      |      |       |       |
| 7                | 16 Minnesota  | (a) W 4-3* Perez, Coker 2                    | 12,332 | a       | b    | c       | d      | e        | f      | g     | h       | i     | j        | k        | l     | §     | n     | o     | p    |      |       |       |
| 8                | 22 Vancouver  | (h) W 2-1 Morcillo, Deyna                    | 3,888  | a       | b    | c       | d      | e        | f      | g     | h       | i     | j        | k        | l     | §     | n     | o     | p    |      |       |       |
| 9                | 27 Tulsa      | (h) W 3-2 Deyna, Moura, Daley                | 3,396  | a       | b    | c       | d      | e        | f      | g     | h       | i     | j        | k        | l     | m     | n     | o     | p    |      |       |       |
| 10               | 30 Tulsa      | (a) L 1-3 Coker                              | 7,948  | a       | b    | c       | d      | e        | f      | g     | h       | i     | j        | k        | l     | m     | n     | o     | p    |      |       |       |
| 11 July          | 11 Vancouver  | (h) W 3-2+ Crow, Coker 2                     | 3,539  | a       | b    | c       | d      | e        | f      | g     | h       | i     | j        | k        | l     | m     | n     | o     | p    | §    |       |       |
| 12               | 14 Tampa Bay  | (h) W 1-0 Crow                               | 4,069  | a       | b    | c       | d      | e        | f      | g     | h       | i     | j        | k        | l     | m     | n     | o     | p    | §    | r     |       |
| 13               | 18 Chicago    | (h) L 1-2 Quinn                              | 5,902  | a       | b    | c       | d      | e        | f      | g     | h       | i     | j        | k        | l     | m     | n     | o     | p    | §    |       |       |
| 14               | 21 Toronto    | (h) W 2-1 Coker 2                            | 3,737  | a       | b    | c       | d      | e        | f      | g     | h       | i     | j        | k        | l     | n     | o     | p     | §    |      |       |       |
| 15               | 25 New York   | (a) L 1-3 Deyna                              | 10,495 | a       | b    | c       | d      | e        | f      | g     | h       | i     | j        | k        | l     | m     | n     | o     | p    | §    | s     |       |
| 16               | 28 Tampa Bay  | (a) L 1-5 Daley                              | 6,887  | a       | b    | c       | d      | e        | f      | g     | h       | i     | j        | k        | l     | m     | n     | o     | p    | q    | s     | §     |
| 17 Aug           | 12 Tampa Bay  | (h) W 5-1 Perez, Abrahams, Willrich 2, Deyna | 2,267  | b       | c    | d       | e      | f        | g      | h     | i       | j     | k        | l        | m     | n     | o     | p     | q    | r    | s     | §     |
| 18               | 15 New York   | (a) L 0-2                                    | 12,238 | b       | c    | d       | e      | f        | g      | h     | i       | j     | k        | l        | m     | n     | o     | p     | q    | r    |       |       |
| 19               | 19 Toronto    | (a) L 0-2                                    | 11,286 | b       | c    | d       | e      | f        | g      | h     | i       | j     | k        | l        | m     | n     | o     | p     | q    | r    |       |       |
| 20               | 25 New York   | (h) W 2-1 Deyna, Coker                       | 5,215  | b       | c    | d       | e      | f        | g      | h     | i       | j     | k        | l        | m     | n     | o     | p     | q    | r    |       |       |
| 21               | 29 Chicago    | (h) W 4-0 Crow, Skouras, Perez, Willrich     | 7,198  | b       | c    | d       | e      | f        | g      | h     | i       | j     | k        | l        | m     | n     | o     | p     | q    | r    |       |       |
| 22 Sept          | 1 Tulsa       | (h) W 6-0 Deyna 2, Coker 4                   | 13,578 | b       | c    | d       | e      | f        | g      | h     | i       | j     | k        | l        | m     | n     | o     | p     | q    | r    |       |       |
| 23               | 8 Golden Bay  | (a) W 2-1 Willrich, Coker                    | 9,531  | b       | c    | d       | e      | f        | g      | h     | i       | j     | k        | l        | m     | n     | o     | p     | q    | r    |       |       |
| 24               | 14 Minnesota  | (a) W 4-0 Perez 2, Deyna, Daley              | 8,989  | b       | c    | d       | e      | f        | g      | h     | i       | j     | k        | l        | m     | n     | o     | p     | q    | r    |       |       |
| <b>Play-offs</b> |               |  |        |         |      |         |        |          |        |       |         |       |          |          |       |       |       |       |      |      |       |       |
| Sept             | 18 Toronto    | (h) L 1-2 Quinn                              | 4,204  | b       | c    | d       | e      | f        | g      | h     | i       | j     | k        | l        | m     | n     | o     | p     | q    | r    |       |       |
|                  | 21 Toronto    | (a) L 0-1                                    | 12,460 | b       | c    | d       | e      | f        | g      | h     | i       | j     | k        | l        | m     | n     | o     | p     | q    | r    |       |       |

# TAMPA BAY ROWDIES



## 1984 Players



Wes McLeod

| C | Player              | No. | Born/Citizen   | Birthdate | Position   | Regular Season |
|---|---------------------|-----|----------------|-----------|------------|----------------|
| a | Mausser, Arnie      | 1   | U.S.A.         | 28.03.54  | Goalkeeper | 23 0 0 0       |
| b | Myernick, Glenn     | 3   | U.S.A.         | 29.12.54  | Defender   | 12 0 2 2       |
| c | Connell, Mike       | 6   | South Africa   | 1.11.56   | Defender   | 23 1 6 8       |
| d | Kozic, Refik        | 4   | Yugoslavia     | 25.12.51  | Defender   | 21 0 0 0       |
| e | Thompson, Gregg     | 2   | U.S.A.         | 4.08.60   | Defender   | 17 0 2 2       |
| f | Van der Beck, Perry | 12  | U.S.A.         | 5.11.59   | Midfield   | 24 5 2 12      |
| g | Towers, Tony        | 11  | England        | 13.04.52  | Midfield   | 9 0 0 0        |
| h | McAllister, Don     | 16  | England        | 26.05.53  | Defender   | 1 0 0 0        |
| i | McLeod, Wes         | 8   | Canada         | 14.10.57  | Midfield   | 23 7 4 18      |
| j | Wegerle, Steve      | 7   | South Africa   | 15.05.53  | Forward    | 23 3 14 20     |
| k | Wegerle, Roy        | 17  | South Africa   | 19.03.64  | Forward    | 21 9 7 25      |
| l | Roberts, Neill      | 19  | South Africa   | 30.03.54  | Forward    | 23 9 5 23      |
| m | Tatu                | 10  | Brazil         | 1.02.62   | Forward    | 17 5 5 15      |
| n | Roe, Peter          | 15  | England/Canada | 23.09.55  | Defender   | 8 0 1 1        |
| o | Lee, Stuart         | 9   | England        | 11.02.53  | Forward    | 12 0 0 0       |
| p | Power, Dave         | 24  | England/U.S.A. | 5.03.54   | Defender   | 1 0 0 0        |
| q | Boric, Tom          | 0   | Canada         | 11.05.61  | Goalkeeper | 1 0 0 0        |
| r | Askew, Sonny        | 20  | U.S.A.         | 17.04.57  | Midfield   | 7 1 0 2        |
| s | Karpun, Mark        | 18  | Canada         | 12.06.63  | Forward    | 14 1 4 6       |
| t | Lindsay, Mark       | 14  | England        | 6.03.55   | Midfield   | 7 0 0 0        |
| u | Bolitho, Bob        | 5   | Canada         | 20.07.52  | Defender   | 6 1 2 4        |

Coach: Rodney Marsh — England.

Stadium: Tampa Stadium, Tampa, Florida.

## 1984 Results

| Date    | Opponent      | Score      | Goals  | Mausser | Myernick | Connell | Kozic | Thompson | Van der Beck | Towers | McAllister | McLeod | Wegerle S | Wegerle R | Roberts | Tatu | Roe | Lee | Power | Boric | Askew | Karpun | Lindsay | Bolitho |
|---------|---------------|------------|--|---------|----------|---------|-------|----------|--------------|--------|------------|--------|-----------|-----------|---------|------|-----|-----|-------|-------|-------|--------|---------|---------|
| 1 May   | 5 Minneosta   | (h) L 1-2* | S.Wegerle                                    | 13,829  | a        | b       | c     | d        | e            | f      | g          | §      | i         | j         | §       | l    | m   |     |       |       |       |        |         |         |
| 2       | 13 New York   | (a) L 0-1  |  | 21,385  | a        | b       | c     | d        | e            | f      | g          |        | i         | j         | k       | l    | m   | §   |       |       |       |        |         |         |
| 3       | 18 Vancouver  | (h) W 4-1  | Van der Beck, McLeod, Roberts, R.Wegerle     | 9,358   | a        | b       | c     | d        | e            | f      | g          |        | i         | j         | k       | l    | m   | §   |       |       |       |        |         |         |
| 4       | 26 New York   | (h) W 3-2* | R.Wegerle, Roberts                           | 12,722  | a        | b       | c     | d        | e            | f      | §          |        | i         | j         | k       | l    | m   |     | §     |       |       |        |         |         |
| 5       | 28 Minnesota  | (a) L 0-1  |  | 52,621  | a        | b       | c     | d        | e            | f      | g          |        | i         | j         | k       | l    | m   |     | §     |       |       |        |         |         |
| 6 June  | 1 Chicago     | (h) W 2-0  | Roberts, Tatu                                | 10,028  | a        | b       | c     | d        | e            | f      |            |        | i         | j         | k       | l    | m   |     | §     |       |       |        |         |         |
| 7       | 3 Chicago     | (a) L 2-3  | McLeod, Tatu                                 | 8,374   | a        | b       | c     | d        | e            | f      |            |        | i         | j         | k       | l    | m   |     | §     | §     | q     |        |         |         |
| 8       | 9 Tulsa       | (a) L 0-1  |  | 8,219   | a        | b       | c     | d        | e            | f      | §          |        | i         | j         | k       | l    | m   |     | §     | o     |       |        |         |         |
| 9       | 22 Toronto    | (h) W 1-0  | Askew  | 9,210   | a        | b       | c     | d        | e            | f      |            |        | i         | j         | k       | l    | m   |     | §     |       |       |        |         |         |
| 10      | 30 Golden Bay | (a) L 0-9  |  | 10,109  | a        | b       | c     | d        | e            | f      |            |        | i         | j         | k       | l    | m   |     | §     |       |       |        |         |         |
| 11 July | 4 Golden Bay  | (h) W 2-1  | Van der Beck, Tatu                           | 34,372  | a        | b       | c     | d        | e            | f      |            |        | i         | j         | k       | l    | §   | §   | o     |       | r     | s      |         |         |
| 12      | 8 Toronto     | (a) L 3-9  | Connell, Van der Beck, R.Wegerle             | 10,814  | a        | b       | c     | d        | e            | f      |            |        | i         | j         | §       | l    | m   | §   |       |       | r     | s      | t       |         |
| 13      | 11 New York   | (a) L 1-5  | S.Wegerle                                    | 10,364  | a        | b       | c     | d        | e            | f      | g          |        | i         | j         | §       | l    | m   | n   |       |       | r     | s      | t       |         |
| 14      | 14 San Diego  | (a) L 0-1  |  | 4,069   | a        | b       | c     | d        | e            | f      | g          |        | i         | j         | k       | l    | m   | n   |       |       | §     |        | t       |         |
| 15      | 18 Minnesota  | (h) W 3-0  | R.Wegerle 2, Roberts                         | 7,816   | a        | b       | c     | d        | e            | f      | g          |        | i         | j         | §       | l    | m   | n   | o     |       |       | s      |         |         |
| 16      | 21 Tulsa      | (h) L 0-2  |  | 7,729   | a        | b       | c     | d        | e            | f      | g          |        | i         | j         | k       | l    | §   |     |       |       |       | s      | §       | u       |
| 17      | 28 San Diego  | (h) W 5-1  | Van der Beck, McLeod 2, Tatu, Roberts        | 6,887   | a        | b       | c     | d        | e            | f      |            |        | i         | j         | k       | l    | m   |     |       |       |       | s      | §       | u       |
| 18 Aug  | 12 San Diego  | (a) L 1-5  | McLeod                                       | 2,267   | a        | b       | c     | d        | e            | f      |            |        | i         | j         | k       | l    | m   |     |       |       |       | s      |         |         |
| 19      | 15 Vancouver  | (a) L 3-5  | McLeod, Roberts 2                            | 12,579  | a        | b       | c     | d        | e            | f      |            |        | i         | j         | k       | l    | m   |     |       |       |       | s      |         |         |
| 20      | 18 Tulsa      | (h) W 5-1  | R.Wegerle, Roberts, Tatu, Karpun, Bolitho    | 6,537   | a        | b       | c     | d        | e            | f      |            |        | i         | j         | k       | l    | m   | n   | o     |       | §     | s      |         |         |
| 21      | 26 Vancouver  | (a) L 0-3  |  | 13,476  | a        | b       | c     | d        | e            | f      |            |        | i         | j         | k       | l    | m   |     |       |       | r     | s      | §       |         |
| 22      | 29 Golden Bay | (h) W 5-4  | Van der Beck, McLeod, S.Wegerle, R.Wegerle 2 | 4,874   | a        | b       | c     | d        | e            | f      |            |        | i         | j         | k       | l    | m   | n   | o     |       | §     | s      | t       | §       |
| 23 Sept | 7 Chicago     | (h) L 2-3  | R.Wegerle, Roberts                           | 7,832   | a        | b       | c     | d        | e            | f      |            |        | i         | j         | k       | l    | m   | n   | o     |       | §     | s      | §       | u       |
| 24      | 9 Toronto     | (a) L 0-1  |  | 12,565  | a        | b       | c     | d        | e            | f      |            |        | i         | j         | k       | l    | m   | n   | o     |       |       | s      | t       |         |

# TORONTO BLIZZARD



## 1984 Players



Randy Ragan

| C | Player           | No. | Born/Citizen            | Birthdate | Position   | Regular Season |    |    | Play-offs |   |   |   |   |
|---|------------------|-----|-------------------------|-----------|------------|----------------|----|----|-----------|---|---|---|---|
| a | Hammond, Paul    | 1   | England/U.S.A.          | 26.07.53  | Goalkeeper | 21             | 0  | 1  | 1         | 4 | 0 | 0 | 0 |
| b | Calvert, Cliff   | 10  | England/Canada          | 21.04.54  | Defender   | 16             | 1  | 3  | 5         | 4 | 1 | 0 | 2 |
| c | Karlsson, Conny  | 4   | Sweden                  | 21.11.53  | Defender   | 24             | 0  | 2  | 2         | 4 | 0 | 0 | 0 |
| d | Spalding, Derek  | 17  | Scotland/U.S.A.         | 20.12.54  | Defender   | 10             | 0  | 0  | 0         | 4 | 0 | 0 | 0 |
| e | James, Paul      | 15  | Wales/Canada            | 11.11.53  | Midfield   | 20             | 1  | 2  | 4         | 1 | 0 | 0 | 0 |
| f | Wilson, Bruce    | 2   | Canada                  | 20.06.51  | Defender   | 23             | 1  | 2  | 4         | 4 | 1 | 0 | 2 |
| g | Miller, Colin    | 24  | Scotland/Canada         | 4.10.64   | Defender   | 11             | 0  | 0  | 0         | 3 | 0 | 0 | 0 |
| h | Nicholl, Jimmy   | 5   | Canada/Northern Ireland | 28.12.56  | Midfield   | 21             | 1  | 5  | 7         | 3 | 0 | 1 | 1 |
| i | Ragan, Randy     | 16  | Canada                  | 7.06.59   | Midfield   | 24             | 2  | 5  | 9         | 4 | 0 | 1 | 1 |
| j | Ntsoelengoe, Ace | 8   | South Africa            | 26.02.52  | Midfield   | 21             | 8  | 8  | 24        | 4 | 1 | 3 | 5 |
| k | Deluca, Pasquale | 12  | Canada                  | 26.05.62  | Midfield   | 20             | 0  | 5  | 5         | 2 | 0 | 1 | 1 |
| l | Byrne, David     | 19  | England                 | 11.01.60  | Forward    | 20             | 12 | 13 | 37        | 4 | 1 | 2 | 4 |
| m | Bettega, Roberto | 11  | Italy                   | 27.12.50  | Forward    | 23             | 8  | 13 | 29        | 4 | 1 | 2 | 4 |
| n | McCallum, Trevor | 21  | England/Canada          | 14.11.61  | Defender   | 5              | 0  | 1  | 1         |   |   |   |   |
| o | Paskin, John     | 9   | South Africa            | 2.01.62   | Forward    | 15             | 9  | 5  | 23        | 1 | 1 | 0 | 2 |
| p | Falzon, Charlie  | 20  | Canada                  | 14.11.61  | Midfield   | 8              | 1  | 1  | 3         | 2 | 0 | 0 | 0 |
| q | Habermann, Sven  | 00  | West Germany/Canada     | 3.11.61   | Goalkeeper | 3              | 0  | 0  | 0         |   |   |   |   |

Coach: Bob Houghton — England.

Stadium: Varsity Stadium, Toronto, Ontario.

## 1984 Results

|         |    |            |            |   |        | Hammond | Calvert | Karlsson | Spalding | James | Wilson | Miller | Nicholl | Ragan | Ntsoelengoe | DeLuca | Byrne | Bettega | McCallum | Paskin | Falzon | Habermann |  |
|---------|----|------------|------------|---|--------|---------|---------|----------|----------|-------|--------|--------|---------|-------|-------------|--------|-------|---------|----------|--------|--------|-----------|--|
| 1 May   | 13 | Tulsa      | (h) W 2-0  | Ntsoelengoe, Bettega                          | 10,710 | a       | b       | c        | d        | e     | f      | §      | §       | h     | i           | j      | k     | l       | m        |        |        |           |  |
| 2       | 19 | Tulsa      | (a) W 2-1+ | Byrne, Bettega                                | 7,319  | a       | b       | c        |          | e     | g      | h      | i       | k     | l           | m      | n     | §       |          |        |        |           |  |
| 3 June  | 3  | Minnesota  | (h) W 2-0  | Calvert, Ragan                                | 10,066 | a       | b       | c        | e        | f     | g      | h      | i       | k     | l           | m      | §     |         |          |        |        |           |  |
| 4       | 10 | San Diego  | (h) W 2-1  | Ntsoelengoe, Bettega                          | 8,976  | a       | b       | c        | e        | f     | g      | h      | i       | §     | k           | l      | m     | §       |          |        |        |           |  |
| 5       | 17 | New York   | (a) L 1-2  | Byrne   | 15,482 | a       | b       | c        | e        | f     | §      | h      | i       | j     | k           | l      | m     | §       |          |        |        |           |  |
| 6       | 22 | Tampa Bay  | (a) L 0-1  |   | 9,210  | a       | b       | c        | e        | f     | §      | h      | i       | j     | k           | l      | m     |         |          |        | §      |           |  |
| 7       | 24 | Chicago    | (h) L 0-1  |   | 16,021 | a       | c       | e        | f        | g     | h      | i      | j       | k     | l           | m      |       |         |          |        | §      |           |  |
| 8       | 27 | New York   | (h) W 4-0  | James, Ntsoelengoe, Byrne, Bettega            | 10,231 | a       | c       | e        | f        | g     |        | i      | j       | k     | l           | m      | o     |         |          |        |        |           |  |
| 9 July  | 1  | Vancouver  | (h) L 1-2* | Byrne   | 13,743 | a       | c       | e        | f        |       | h      | i      | j       | l     | m           | n      | o     |         |          |        |        |           |  |
| 10      | 4  | Chicago    | (a) W 2-0  | Byrne, Paskin                                 | 13,704 | a       | c       | e        | f        | §     | h      | i      | j       | l     | m           | n      | o     |         |          |        |        |           |  |
| 11      | 8  | Tampa Bay  | (h) W 9-3  | Ntsoelengoe, Byrne 4, Paskin 4                | 10,814 | a       | c       | e        | f        |       | h      | i      | j       | l     | m           | n      | o     |         |          |        |        |           |  |
| 12      | 11 | Golden Bay | (a) L 0-2  |   | 9,413  | a       | c       | e        | f        |       | h      | i      | j       | l     | m           | n      | o     |         |          |        |        | q         |  |
| 13      | 15 | Vancouver  | (a) L 1-2  | Ntsoelengoe                                   | 17,455 |         | c       | e        | f        |       | h      | i      | j       | k     | l           | m      | o     | q       |          |        |        |           |  |
| 14      | 18 | Vancouver  | (h) L 1-2  | Paskin  | 14,193 |         | c       | e        | f        |       | h      | i      | j       | k     | l           | m      | o     | q       |          |        |        |           |  |
| 15      | 21 | San Diego  | (a) L 1-2  | Paskin  | 3,737  |         | b       | c        | §        | f     | h      | i      | j       | k     | l           | m      | o     | q       |          |        |        |           |  |
| 16 Aug  | 12 | Golden Bay | (h) W 5-3  | Wilson, Nicholl, Ntsoelengoe, Bettega, Paskin | 10,126 | a       | b       | c        | d        | f     | h      | i      | j       | k     | l           | m      | o     |         |          |        |        |           |  |
| 17      | 17 | Minnesota  | (a) W 2-1  | Byrne, Paskin                                 | 7,831  | a       | b       | c        | d        | §     | f      | g      | h       | i     | j           | k      | l     | m       |          |        |        |           |  |
| 18      | 19 | San Diego  | (h) W 2-0  | o.g., Ntsoelengoe                             | 11,286 | a       | b       | c        | d        | §     | f      | h      | i       | j     | k           | l      | m     |         |          |        |        |           |  |
| 19      | 22 | Chicago    | (a) W 2-1  | Ntsoelengoe, Byrne                            | 8,080  | a       | b       | c        | d        | e     | f      | h      | i       | j     | k           | l      | m     |         |          |        |        | §         |  |
| 20      | 25 | Golden Bay | (a) W 3-2* | Byrne, Bettega                                | 8,531  | a       | b       | c        | d        | e     | f      | h      | i       | j     | k           | l      | m     |         |          |        |        | §         |  |
| 21      | 30 | Tulsa      | (a) L 0-5  |   | 4,016  | a       | b       | c        | d        | e     | f      |        | i       | j     | k           | l      | m     |         |          |        | §      |           |  |
| 22 Sept | 3  | Minnesota  | (h) W 2-0  | Bettega, Falzon                               | 8,689  | a       | b       | c        | d        | e     | f      | h      | i       | j     | k           | l      | m     | o       | §        |        |        |           |  |
| 23      | 5  | New York   | (a) L 1-2* | Bettega                                       | 8,736  | a       | b       | c        | d        | e     | f      | h      | i       | j     | k           | l      | m     |         |          |        |        | p         |  |
| 24      | 9  | Tampa Bay  | (h) W 1-0  | Ragan   | 12,565 | a       | b       | c        | d        | f     | §      | h      | i       | j     | k           | l      | m     | o       | §        |        |        |           |  |

| Play-offs |    |           |           |                 |        |   |   |   |   |   |   |   |   |   |   |   |   |  |  |  |   |   |  |
|-----------|----|-----------|-----------|-----------------|--------|---|---|---|---|---|---|---|---|---|---|---|---|--|--|--|---|---|--|
| Sept      | 18 | San Diego | (a) W 2-1 | Calvert, Byrne  | 4,204  | a | b | c | d | § | f | g | h | i | j | l | m |  |  |  |   |   |  |
|           | 21 | San Diego | (h) W 1-0 | Ntsoelengoe     | 12,460 | a | b | c | d | f | g | h | i | j | l | m |   |  |  |  |   |   |  |
| Oct       | 1  | Chicago   | (a) L 1-2 | Wilson          | 8,352  | a | b | c | d | f | g | h | i | j | k | l | m |  |  |  | § |   |  |
|           | 3  | Chicago   | (h) L 2-3 | Bettega, Paskin | 16,842 | a | b | c | d | f | h | i | j | k | l | m |   |  |  |  | § | § |  |






# VANCOUVER WHITECAPS



## 1984 Players



Paul Bradshaw

| C | Player          | No. | Born/Citizen    | Birthdate | Position   | Regular Season |    |    |    | Play-offs |   |   |   |
|---|-----------------|-----|-----------------|-----------|------------|----------------|----|----|----|-----------|---|---|---|
| a | Bradshaw, Paul  | 1   | England         | 28.04.56  | Goalkeeper | 24             | 0  | 1  | 1  | 3         | 0 | 1 | 1 |
| b | Lenarduzzi, Bob | 5   | Canada          | 1.05.55   | Defender   | 24             | 1  | 4  | 6  | 3         | 1 | 0 | 2 |
| c | Bridge, Ian     | 29  | Canada          | 8.09.59   | Defender   | 24             | 2  | 4  | 8  | 3         | 0 | 0 | 0 |
| d | Todd, Colin     | 3   | England         | 12.12.48  | Defender   | 8              | 0  | 1  | 1  | 3         | 0 | 0 | 0 |
| e | Lowther, Shaun  | 2   | England/Canada  | 24.01.62  | Defender   | 22             | 0  | 8  | 8  | 3         | 0 | 0 | 0 |
| f | Nelson, Paul    | 12  | Canada          | 12.11.59  | Defender   | 1              | 0  | 0  | 0  |           |   |   |   |
| g | Thijssen, Frans | 9   | Holland         | 23.01.52  | Midfield   | 24             | 7  | 7  | 21 | 3         | 0 | 0 | 0 |
| h | O'Brien, Fran   | 7   | Ireland         | 7.04.53   | Midfield   | 24             | 7  | 9  | 23 | 3         | 1 | 3 | 5 |
| i | Sweeney, Mike   | 8   | Canada          | 25.12.59  | Midfield   | 4              | 0  | 1  | 1  |           |   |   |   |
| j | Valentine, Carl | 21  | England         | 4.07.58   | Midfield   | 21             | 4  | 12 | 20 | 2         | 1 | 0 | 2 |
| k | Cross, David    | 16  | England         | 8.12.50   | Forward    | 20             | 10 | 2  | 22 | 3         | 0 | 2 | 2 |
| l | Ward, Peter     | 10  | England         | 27.07.55  | Forward    | 24             | 16 | 10 | 42 | 2         | 0 | 1 | 1 |
| m | Martin, Mick    | 15  | Ireland         | 9.07.51   | Defender   | 2              | 0  | 0  | 0  |           |   |   |   |
| n | Stock, Jeff     | 8   | U.S.A.          | 1.08.60   | Defender   | 20             | 0  | 5  | 5  | 1         | 1 | 1 | 3 |
| o | Norman, David   | 6   | Scotland/Canada | 6.05.62   | Midfield   | 18             | 1  | 4  | 6  | 3         | 0 | 0 | 0 |
| p | Nickeas, Mark   | 4   | England/U.S.A.  | 20.10.57  | Defender   | 10             | 0  | 0  | 0  |           |   |   |   |
| q | O'Leary, Pierce | 20  | Ireland         | 11.05.59  | Defender   | 8              | 0  | 0  | 0  | 2         | 0 | 0 | 0 |
| r | Turner, Chris   | 30  | Canada          | 1.02.60   | Goalkeeper | 1              | 0  | 0  | 0  |           |   |   |   |
| s | Towers, Tony    | 14  | England         | 13.04.52  | Midfield   | 8              | 0  | 2  | 2  |           |   |   |   |
| t | Kreuger, Eddie  | 17  | U.S.A.          | 10.09.59  | Midfield   | 2              | 0  | 0  | 0  |           |   |   |   |
| u | Mazzucco, Ralph | 19  | Canada          |           | Forward    | -              | -  | -  | -  | 1         | 1 | 0 | 2 |

Coach: Alan Hinton — England.

Stadium: B.C. Place Stadium, Vancouver, British Columbia.

## 1984 Results

|         |               |            |                           |        |   | Bradshaw | Lenarduzzi | Bridge | Todd | Lowther | Nelson | Thijssen | O'Brien | Sweeney | Valentine | Cross | Ward | Martin | Stock | Norman | Nickeas | O'Leary | Turner | Towers | Kreuger | Mazzucco |  |
|---------|---------------|------------|---------------------------|--------|---|----------|------------|--------|------|---------|--------|----------|---------|---------|-----------|-------|------|--------|-------|--------|---------|---------|--------|--------|---------|----------|--|
| 1 May   | 12 San Diego  | (h) W 2-0  | O'Brien, Cross            | 15,718 | a | b        | c          | d      | e    | f       | g      | h        | i       | j       | k         | l     |      |        |       |        |         |         |        |        |         |          |  |
| 2       | 18 Tampa Bay  | (a) L 1-4  | Lenarduzzi                | 9,358  | a | b        | c          | d      | e    |         | g      | h        | i       | j       | k         | l     |      |        |       |        |         |         |        |        |         |          |  |
| 3       | 20 New York   | (a) L 1-2  | Ward                      | 16,719 | a | b        | c          | d      | e    |         | g      | h        | i       | j       | k         | l     |      |        |       |        |         |         |        |        |         |          |  |
| 4       | 23 Golden Bay | (h) W 5-3  | O'Brien 2, Ward 3         | 10,424 | a | b        | c          | d      | e    |         | g      | h        | i       | j       | k         | l     | §    |        |       |        |         |         |        |        |         |          |  |
| 5 June  | 3 Tulsa       | (h) W 3-2  | Thijssen, Valentine, Ward | 9,344  | a | b        | c          |        | e    |         | g      | h        | j       | k       | l         |       | n    | o      |       |        |         |         |        |        |         |          |  |
| 6       | 15 Tulsa      | (a) W 1-0  | Ward                      | 6,178  | a | b        | c          |        | e    |         | g      | h        | j       | k       | l         |       | n    | o      | §     |        |         |         |        |        |         |          |  |
| 7       | 22 San Diego  | (a) L 1-2  | Ward                      | 3,888  | a | b        | c          |        | e    |         | g      | h        | j       | k       | l         |       | n    | o      | §     | §      |         |         |        |        |         |          |  |
| 8       | 24 Minnesota  | (h) W 3-2+ | o.g., Bridge, Ward        | 17,608 | a | b        | c          |        | e    |         | g      | h        | j       | k       | l         |       | n    | o      | §     | §      |         |         |        |        |         |          |  |
| 9       | 27 Chicago    | (h) W 1-0  | O'Brien                   | 17,547 | a | b        | c          |        | e    |         | g      | h        | j       |         | l         |       | n    | o      | p     | q      |         |         |        |        |         |          |  |
| 10 July | 1 Toronto     | (a) W 2-1* | Thijssen                  | 13,743 | a | b        | c          |        | §    |         | g      | h        | j       |         | l         |       | §    | n      | o     | p      | q       |         |        |        |         |          |  |
| 11      | 8 New York    | (h) W 2-1  | Thijssen, O'Brien         | 20,627 | a | b        | c          |        |      |         | g      | h        | j       | §       | l         |       | n    | o      | p     | q      |         |         |        |        |         |          |  |
| 12      | 11 San Diego  | (a) L 2-3+ | Ward 2                    | 3,539  | a | b        | c          |        | §    |         | g      | h        | j       |         | l         |       | n    | o      | p     | q      |         |         |        |        |         |          |  |
| 13      | 15 Toronto    | (h) W 2-1  | Valentine, Ward           | 17,455 | a | b        | c          |        |      |         | g      | h        | j       | §       | l         |       | n    | o      | p     | q      |         |         |        |        |         |          |  |
| 14      | 18 Toronto    | (a) W 2-1  | Valentine, Cross          | 14,193 | a | b        | c          |        | e    |         | g      | h        | j       | k       | l         |       | n    |        | §     | q      |         |         |        |        |         |          |  |
| 15      | 21 Minnesota  | (a) L 2-3* | O'Brien, Ward             | 21,634 | a | b        | c          |        | e    |         | g      | h        | j       | k       | l         |       | n    | §      | p     |        | §       |         |        |        |         |          |  |
| 16 Aug  | 12 Chicago    | (h) L 4-5+ | Bridge, Thijssen, Cross 2 | 15,303 | a | b        | c          |        | e    |         | g      | h        |         | k       | l         |       | n    | o      |       |        |         |         | s      | §      |         |          |  |
| 17      | 15 Tampa Bay  | (h) W 5-3  | O'Brien, Cross 4          | 12,549 | a | b        | c          |        | e    |         | g      | h        |         | k       | l         |       | n    | o      |       |        |         |         | s      |        |         |          |  |
| 18      | 18 Golden Bay | (a) W 3-2* | Ward 2                    | 13,127 | a | b        | c          |        | e    |         | g      | h        |         | k       | l         |       | n    | o      |       |        |         |         | s      | §      |         |          |  |
| 19      | 22 Golden Bay | (a) L 2-3  | Thijssen, Ward            | 15,403 | a | b        | c          | d      | e    |         | g      | h        | §       | k       | l         |       | n    | o      |       |        |         |         |        |        |         |          |  |
| 20      | 26 Tampa Bay  | (h) W 3-0  | Cross, Ward, Norman       | 13,476 | a | b        | c          |        | e    |         | g      | h        | j       | k       | l         |       | n    | §      |       |        |         |         | s      |        |         |          |  |
| 21      | 29 New York   | (a) L 1-2  | Thijssen                  | 11,444 | a | b        | c          | d      | e    |         | g      | h        | j       |         | l         |       | n    |        |       |        |         |         | s      |        |         |          |  |
| 22 Sept | 3 Chicago     | (a) L 1-3  | Thijssen                  | 6,694  | a | b        | c          | d      | e    |         | g      | h        | j       | §       | l         |       | n    | §      |       |        |         |         | s      |        |         |          |  |
| 23      | 6 Tulsa       | (a) L 1-3  | Valentine                 | 5,116  | a | b        | c          | §      | e    |         | g      | h        | j       | k       | l         |       | n    | §      |       |        |         |         | s      |        |         |          |  |
| 24      | 8 Minnesota   | (h) L 1-2  | Cross                     | 17,040 | a | b        | c          |        | e    |         | g      | h        | j       | k       | l         |       | n    | §      |       |        |         |         | s      |        |         |          |  |

### Play-offs

|      |            |           |                             |        |   |   |   |   |   |  |   |   |   |   |   |  |   |   |   |  |  |  |  |   |  |  |  |  |
|------|------------|-----------|-----------------------------|--------|---|---|---|---|---|--|---|---|---|---|---|--|---|---|---|--|--|--|--|---|--|--|--|--|
| Sept | 18 Chicago | (a) W 1-0 | Valentine                   | 5,484  | a | b | c | d | e |  | g | h | j | k | l |  | o |   |   |  |  |  |  |   |  |  |  |  |
|      | 23 Chicago | (h) L 1-3 | O'Brien                     | 14,753 | a | b | c | d | e |  | g | h | j | k | l |  | o | § |   |  |  |  |  |   |  |  |  |  |
|      | 28 Chicago | (a) L 3-4 | Lenarduzzi, Stock, Mazzucco | 10,139 | a | b | c | d | e |  | g | h |   | k |   |  | n | o | q |  |  |  |  | u |  |  |  |  |