

The North American Soccer League

1983



THE Edmonton Drillers, Jacksonville Tea Men and Portland Timbers were all missing when the 1983 NASL season began, but the addition of Team America brought the League membership to 12, a drop of two. The only other change was in San Jose where the Earthquakes became known as the Golden Bay Earthquakes.

Team America was a new innovation, the idea being to include all the top US national team players in one NASL side under national team coach Alkis Panagoulis. The problem was that many US national team players refused to join the team preferring instead to remain with their club teams of the previous season.

Playing out of Washington DC, Team America eventually contained mostly naturalized Americans and the experiment failed after one season.

Almost incredibly the Tulsa Roughnecks won Soccer Bowl

83 in Vancouver's new domed stadium defeating the highly-favoured Toronto Blizzard who had added Italian international star Roberto Bettega to their line up. The Roughnecks, playing under Welsh international Terry Hennessey, had won the Southern Division and then defeated Fort Lauderdale Strikers in the first round of the play-offs. Then came a hard three-game semi-final series against Montreal Manic which was completed only three days before the final.

The Blizzard, meanwhile, had won a tough three-game series against Vancouver Whitecaps in the first round and beaten the difficult Golden Bay Earthquakes in the second, leaving them a week to prepare for the final. During that week the Blizzard seemed to lose its momentum while the Roughnecks swept through into the final.

Final League Tables and Statistics

EASTERN DIVISION

| | P | W | L | For | Ag | Pts |
|------------------|----|----|----|-----|----|-----|
| New York Cosmos | 30 | 22 | 8 | 87 | 49 | 194 |
| Chicago Sting | 30 | 15 | 15 | 66 | 73 | 147 |
| Toronto Blizzard | 30 | 16 | 14 | 51 | 48 | 135 |
| Montreal Manic | 30 | 12 | 18 | 58 | 71 | 124 |

SOUTHERN DIVISION

| | P | W | L | For | Ag | Pts |
|--------------------------|----|----|----|-----|----|-----|
| Tulsa Roughnecks | 30 | 17 | 13 | 56 | 49 | 145 |
| Fort Lauderdale Strikers | 30 | 14 | 16 | 60 | 63 | 136 |
| Tampa Bay Rowdies | 30 | 7 | 23 | 48 | 87 | 83 |
| Team America | 30 | 10 | 20 | 33 | 54 | 79 |

WESTERN DIVISION

| | P | W | L | For | Ag | Pts |
|------------------------|----|----|----|-----|----|-----|
| Vancouver Whitecaps | 30 | 24 | 6 | 63 | 34 | 187 |
| Golden Bay Earthquakes | 30 | 20 | 10 | 71 | 54 | 169 |
| Seattle Sounders | 30 | 12 | 18 | 62 | 61 | 119 |
| San Diego Sockers | 30 | 11 | 19 | 53 | 65 | 106 |

Based on six points for a win plus one point for each goal up to a maximum of three per team. A 15-minute sudden-death overtime period was played if the score was tied after 90 minutes. If the game was still tied the outcome was decided by a shoot-out. No bonus points awarded for goals scored in overtime or the team shoot-out goal. Four points awarded for a shoot-out win.

Play-offs First Round

- Sept 6, 1983 New York Cosmos 2: Montreal Manic 4 (in New York)
- Sept 12, 1983 Montreal Manic 1: New York Cosmos 0 (SO) (in Montreal)
- Sept 6, 1983 Tulsa Roughnecks 3: Fort Lauderdale 2 (in Tulsa)
- Sept 10, 1983 Fort Lauderdale 2: Tulsa Roughnecks 4 (in Fort Lauderdale)
- Sept 7, 1983 Golden Bay Earthquakes 6: Chicago Sting 1 (in San Jose)
- Sept 12, 1983 Chicago Sting 1: Golden Bay Earthquakes 2 (in Chicago)
- Sept 14, 1983 Golden Bay Earthquakes 5: Chicago Sting 2 (in Montreal)
- Sept 8, 1983 Vancouver Whitecaps 1: Toronto Blizzard 0 (in Vancouver)
- Sept 12, 1983 Toronto Blizzard 4: Vancouver Whitecaps 3 (in Toronto)
- Sept 15, 1983 Vancouver Whitecaps 0: Toronto Blizzard 1 (in Vancouver)

Semi-finals

- Sept 17, 1983 Golden Bay Earthquakes 0: Toronto Blizzard 1 (OT) (in San Jose)
- Sept 22, 1983 Toronto Blizzard 2: Golden Bay Earthquakes 0 (in Toronto)
- Sept 18, 1983 Tulsa Roughnecks 2: Montreal Manic 1 (SO) (in Tulsa)
- Sept 26, 1983 Montreal Manic 1: Tulsa Roughnecks 0 (in Montreal)
- Sept 28, 1983 Tulsa Roughnecks 3: Montreal Manic 0 (in Tulsa)
- Oct 1, 1983 Tulsa Roughnecks 2: Toronto Blizzard 0 (in Vancouver)

Soccer Bowl - 83


- Oct 1, 1983 Tulsa Roughnecks 2: Toronto Blizzard 0 (in Vancouver)

Leading Scorers

| | Pld | Gls | Ast | Pts |
|---------------------------------|-----|-----|-----|-----|
| Roberto Cabanas (New York) | 28 | 25 | 16 | 66 |
| Karl-Heinz Granitza (Chicago) | 29 | 15 | 18 | 48 |
| Slavisa Zungul (Golden Bay) | 22 | 16 | 15 | 47 |
| Ricardo Alonso (Chicago) | 27 | 16 | 15 | 47 |
| Kazimierz Deyna (San Diego) | 18 | 15 | 16 | 46 |
| David Byrne (Toronto) | 29 | 13 | 18 | 44 |
| Vladislav Bogicevic (New York) | 30 | 7 | 29 | 43 |
| David Cross (Vancouver) | 26 | 19 | 4 | 42 |
| Godfrey Ingram (Golden Bay) | 27 | 15 | 11 | 41 |
| Steve Moyers (New York) | 30 | 15 | 11 | 41 |
| Julio Cesar Romero (New York) | 25 | 10 | 21 | 41 |
| Ron Futcher (Tulsa) | 26 | 15 | 10 | 40 |
| Brian Kidd (Fort Lauderdale) | 21 | 18 | 3 | 39 |
| Giorgio Chinaglia (New York) | 17 | 18 | 2 | 38 |
| Alan Willey (Montreal) | 30 | 13 | 12 | 38 |
| Stan Terlecki (Golden Bay) | 27 | 11 | 14 | 36 |
| Branko Segota (Fort Lauderdale) | 30 | 13 | 9 | 35 |
| Peter Ward (Seattle) | 30 | 13 | 8 | 34 |
| Mark Peterson (Seattle/America) | 28 | 14 | 5 | 33 |
| Laurie Abrahams (Tulsa) | 22 | 11 | 11 | 33 |
| Jan Goossens (Golden Bay) | 26 | 12 | 8 | 32 |
| Pato Margetic (Chicago) | 29 | 12 | 8 | 32 |
| Manny Rojas (Tampa Bay) | 29 | 8 | 16 | 32 |
| Ray Hudson (Fort Lauderdale) | 30 | 5 | 22 | 32 |

GOLDEN BAY EARTHQUAKES

1983 Players



Mihalj Keri

| C | Player | No. | Born/Citizen | Birthdate | Position | Regular Season | | | | Play-offs | | | |
|---|--------------------|-----|------------------|-----------|------------|----------------|----|----|----|-----------|---|---|----|
| a | Irwin, Bill | 31 | Northern Ireland | 23.07.51 | Goalkeeper | 29 | 0 | 0 | 0 | 5 | 0 | 0 | 0 |
| b | Hunter, Mike | 3 | U.S.A. | 30.09.58 | Defender | 25 | 0 | 2 | 2 | | | | |
| c | Litt, Steve | 5 | England | 21.05.54 | Defender | 28 | 1 | 2 | 4 | 5 | 0 | 1 | 1 |
| d | Keri, Mihalj | 14 | Yugoslavia | 15.01.51 | Defender | 30 | 0 | 2 | 2 | 5 | 0 | 1 | 1 |
| e | Katakaidis, George | 19 | Canada | 19.01.62 | Defender | 28 | 0 | 7 | 7 | 3 | 0 | 0 | 0 |
| f | Dangerfield, Chris | 7 | England | 9.08.55 | Midfield | 30 | 5 | 7 | 17 | 5 | 0 | 1 | 1 |
| g | Iglesias, Germain | 9 | Peru | 10.11.59 | Midfield | 27 | 4 | 8 | 16 | 5 | 0 | 1 | 1 |
| h | Cuellar, Leonardo | 12 | Mexico | 14.01.52 | Midfield | 29 | 2 | 11 | 15 | 5 | 1 | 2 | 4 |
| i | Terlecki, Stan | 13 | Poland | 13.11.55 | Midfield | 27 | 11 | 14 | 36 | 5 | 5 | 1 | 11 |
| j | Goossens, Jan | 10 | Holland | 18.12.58 | Forward | 26 | 12 | 8 | 32 | 5 | 2 | 0 | 4 |
| k | Zungul, Slavisa | 11 | Yugoslavia | 28.07.54 | Forward | 22 | 16 | 15 | 47 | 5 | 3 | 2 | 8 |
| l | Ingram, Godfrey | 16 | England | 26.10.59 | Forward | 27 | 15 | 11 | 41 | 4 | 0 | 1 | 1 |
| m | Velasevic, Nedzad | 2 | Yugoslavia | 8.10.55 | Defender | 5 | 0 | 0 | 0 | | | | |
| n | Clavijo, Fernando | 21 | Uruguay | 23.01.57 | Midfield | 21 | 0 | 1 | 1 | 5 | 0 | 0 | 0 |
| o | Boyce, Barney | 22 | U.S.A. | 2.11.60 | Defender | 7 | 0 | 2 | 2 | 1 | 0 | 0 | 0 |
| p | McAlister, Jim | 4 | U.S.A. | 5.04.57 | Defender | 3 | 0 | 1 | 1 | 4 | 0 | 0 | 0 |
| q | Rigby, Bob | 1 | U.S.A. | 3.07.51 | Goalkeeper | 1 | 0 | 0 | 0 | | | | |

Coach: Dragan Popovic — Yugoslavia.

Stadium: Spartan Stadium, San Jose, California.

1983 Results

| | | | | | | Irwin | Hunter | Litt | Keri | Katakaidis | Dangerfield | Iglesias | Cuellar | Terlecki | Goossens | Zungul | Ingram | Velasevic | Clavijo | Boyce | McAlister | Rigby | |
|------------------|----|-----------------|------------|---|--------|-------|--------|------|------|------------|-------------|----------|---------|----------|----------|--------|--------|-----------|---------|-------|-----------|-------|--|
| 1 May | 22 | Vancouver | (h) W 2-1 | Terlecki, Zungul | 9,813 | a | b | c | d | e | f | g | h | i | j | k | | | | | | | |
| 2 | 25 | New York | (a) L 1-5 | o.g. | 22,841 | a | b | c | d | e | f | g | h | i | j | k | \$ | | | | | | |
| 3 | 27 | Team America | (a) W 1-0 | Terlecki | 10,302 | a | b | c | d | e | f | g | h | i | j | k | | | | | | | |
| 4 | 30 | Tulsa | (h) W 3-1 | Zungul 3 | 9,897 | a | b | c | d | e | f | g | h | i | j | k | \$ | | | | | | |
| 5 June | 4 | Montreal | (h) W 7-1 | Litt, Iglesias, Goossens, Zungul 3, Ingram | 11,574 | a | b | c | d | e | f | g | h | i | j | k | \$ | \$ | | | | | |
| 6 | 11 | New York | (h) W 3-1 | Terlecki, Zungul, Ingram | 16,202 | a | b | c | d | e | f | g | h | i | j | k | l | | | | | | |
| 7 | 15 | Seattle | (a) L 1-2* | Dangerfield | 6,346 | a | b | c | d | e | f | g | h | i | j | k | l | \$ | | | | | |
| 8 | 18 | Tampa Bay | (h) W 1-0 | Goossens | 12,147 | a | b | c | d | e | f | g | h | i | j | k | l | | | | | | |
| 9 | 22 | Team America | (h) W 3-0 | Cuellar, Zungul 2 | 10,266 | a | b | c | d | e | f | g | h | i | j | k | l | | \$ | | | | |
| 10 | 26 | Toronto | (a) L 1-5 | o.g. | 11,448 | a | b | c | d | e | f | g | h | i | j | k | l | | \$ | | | | |
| 11 | 29 | Fort Lauderdale | (a) L 2-3 | Terlecki, Zungul | 7,224 | a | | | | d | e | f | g | h | i | j | k | l | m | n | o | | |
| 12 July | 4 | Tampa Bay | (a) W 2-1+ | Goossens 2 | 26,509 | a | | | | d | e | f | g | h | i | j | k | l | m | n | o | | |
| 13 | 6 | Seattle | (h) W 3-2* | Goossens 2 | 9,970 | a | b | c | d | e | f | g | h | i | j | k | l | m | | \$ | | | |
| 14 | 9 | San Diego | (h) W 2-1+ | Iglesias, Goossens | 10,497 | a | b | c | d | e | f | g | h | i | j | k | l | n | | | | | |
| 15 | 13 | Seattle | (a) W 5-2 | Dangerfield, Iglesias, Terlecki, Goossens, Ingram | 6,058 | a | b | c | d | e | f | g | h | i | j | k | l | n | | | | | |
| 16 | 17 | Vancouver | (a) L 1-2 | Goossens | 25,060 | a | b | c | d | e | f | g | h | i | j | k | l | n | | | | | |
| 17 | 20 | Tampa Bay | (h) W 2-1+ | Goossens, Ingram | 10,489 | a | b | c | d | e | f | g | h | i | j | k | l | n | | | | | |
| 18 | 23 | Chicago | (a) L 0-2 | | 11,809 | a | b | c | d | e | f | g | h | i | j | k | l | n | | | | | |
| 19 | 27 | Montreal | (a) W 4-3* | Terlecki, Ingram 2 | 6,733 | a | b | c | d | e | f | g | h | i | j | k | l | n | \$ | | | | |
| 20 | 30 | Fort Lauderdale | (a) L 1-3 | Ingram | 9,657 | a | b | c | d | e | f | g | h | i | j | k | l | n | \$ | | | | |
| 21 Aug | 3 | Toronto | (h) W 3-2* | Terlecki, Zungul | 10,748 | a | b | c | d | e | f | g | h | i | j | k | l | n | \$ | | | | |
| 22 | 6 | Tulsa | (a) W 2-1 | Ingram 2 | 11,290 | a | b | c | d | e | f | g | h | i | j | k | l | n | | | | | |
| 23 | 10 | San Diego | (a) L 1-2 | Ingram | 5,923 | a | b | c | d | e | f | g | h | i | j | k | l | n | | | | | |
| 24 | 13 | Chicago | (h) W 3-2+ | Goossens, Ingram 2 | 13,338 | a | b | c | d | e | f | g | h | i | j | k | l | n | | \$ | | | |
| 25 | 17 | Fort Lauderdale | (h) W 5-3 | Dangerfield 3, Terlecki, Ingram | 10,808 | a | b | c | d | e | f | g | h | i | j | k | l | n | \$ | \$ | | | |
| 26 | 20 | San Diego | (h) W 4-2 | Terlecki 2, Zungul, Ingram | 12,248 | a | b | c | d | e | f | g | h | i | j | k | l | n | | | | | |
| 27 | 24 | Vancouver | (a) L 1-2 | Zungul | 24,203 | a | b | c | d | e | f | g | h | i | j | k | l | n | | | | | |
| 28 | 27 | San Diego | (a) L 2-3 | Goossens, Zungul | 3,702 | a | | | | c | d | e | f | g | h | i | j | k | n | \$ | | q | |
| 29 | 31 | Vancouver | (h) W 3-0 | Terlecki, Zungul, Ingram | 16,731 | a | | | | c | d | e | f | g | h | i | k | l | n | \$ | | | |
| 30 Sept | 3 | Seattle | (h) W 2-1 | Iglesias, Cuellar | 14,271 | a | | | | c | d | e | f | g | h | j | k | l | n | | | | |
| Play-offs | | | | | | | | | | | | | | | | | | | | | | | |
| Sept | 7 | Chicago | (h) W 6-1 | Terlecki 2, Zungul 2, Cuellar, Goossens | 16,572 | a | | | | c | d | e | f | g | h | i | j | k | l | n | \$ | | |
| | 12 | Chicago | (a) L 0-1 | | 5,852 | a | | | | c | d | e | f | g | h | i | j | k | l | n | \$ | | |
| | 14 | Chicago | (h) W 5-2 | Terlecki 3, Goossens, Zungul | 17,261 | a | | | | \$ | d | e | f | g | h | i | j | k | l | n | \$ | | |
| | 17 | Toronto | (h) L 0-1* | | 19,027 | a | | | | c | d | e | f | g | h | i | j | k | l | n | \$ | | |
| | 22 | Toronto | (a) L 0-2 | | 15,556 | a | | | | c | d | e | f | g | h | i | j | k | l | n | \$ | | |

NEW YORK COSMOS



1983 Players



Dave Brcic

| C | Player | No. | Born/Citizen | Birthdate | Position | Regular Season | | | | Play-offs | |
|---|-----------------------|-----|------------------|-----------|------------|----------------|----|----|----|-----------|---|
| a | Birkenmeier, Hubert | 1 | West Germany | 24.05.49 | Goalkeeper | 25 | 0 | 0 | 0 | 2 | 0 |
| b | Eskandarian, Andranik | 2 | Iran | 31.12.51 | Defender | 28 | 0 | 4 | 4 | 1 | 0 |
| c | Iarusci, Robert | 3 | Canada | 8.11.54 | Defender | 23 | 0 | 1 | 1 | 2 | 0 |
| d | Neeskens, Johan | 13 | Holland | 15.09.51 | Defender | 23 | 2 | 7 | 11 | 1 | 0 |
| e | Davis, Rick | 4 | U.S.A. | 24.11.58 | Midfield | 29 | 5 | 12 | 22 | 2 | 0 |
| f | Chinapoo, Richard | 14 | Trinidad | 24.01.47 | Midfield | 16 | 0 | 2 | 2 | 2 | 0 |
| g | Kapp, Erhardt | 17 | Romania/U.S.A. | 16.06.59 | Midfield | 13 | 1 | 3 | 5 | | |
| h | Romero, Julio Cesar | 7 | Paraguay | 28.08.60 | Midfield | 25 | 10 | 21 | 41 | 2 | 0 |
| i | Cabanas, Roberto | 19 | Paraguay | 11.04.61 | Forward | 28 | 25 | 16 | 66 | 2 | 0 |
| j | Bogicevic, Vladislav | 8 | Yugoslavia | 6.11.50 | Midfield | 30 | 7 | 29 | 43 | 2 | 1 |
| k | Chinaglia, Giorgio | 9 | Italy/U.S.A. | 24.01.47 | Forward | 17 | 18 | 2 | 38 | 2 | 1 |
| l | Moyers, Steve | 12 | U.S.A. | 23.09.56 | Forward | 30 | 15 | 11 | 41 | 1 | 0 |
| m | Beckenbauer, Franz | 6 | West Germany | 11.09.45 | Midfield | 25 | 2 | 10 | 14 | 2 | 0 |
| n | Gee, Darryl | 5 | U.S.A. | 9.05.62 | Defender | 21 | 0 | 6 | 6 | 2 | 0 |
| o | Rijsbergen, Wim | 15 | Holland | 18.01.52 | Defender | 11 | 0 | 1 | 1 | | |
| p | Brcic, David | 21 | U.S.A. | 21.01.58 | Goalkeeper | 6 | 0 | 0 | 0 | | |
| q | DiBernardo, Angelo | 16 | Argentina/U.S.A. | 16.05.56 | Midfield | 18 | 1 | 4 | 6 | 2 | 0 |
| r | Fox, Mike | 23 | U.S.A. | 24.09.61 | Midfield | 2 | 0 | 0 | 0 | | |

Coach: Prof. Julio Mazzei — Brazil.

Stadium: Giants Stadium, Meadowlands, New Jersey.


1983 Results

| Game | Opponent | Score | Opponent | Goals | Birkenmeier | Eskandarian | Iarusci | Neeskens | Davis | Chinapoo | Kapp | Romero | Cabanas | Bogicevic | Chinaglia | Moyers | Beckenbauer | Gee | Rijsbergen | Brcic | DiBernardo | Fox |
|------------------|-----------------|------------|---|--------|-------------|-------------|---------|----------|-------|----------|------|--------|---------|-----------|-----------|--------|-------------|-----|------------|-------|------------|-----|
| 1 | Toronto | (a) L 1-2 | Chinaglia | 25,375 | a | b | | | | | | | | | | | | | | | | |
| 2 | Montreal | (h) W 6-0 | Romero 3, Cabanas, Chinaglia 2 | 41,946 | a | b | c | d | e | f | g | h | i | j | k | l | m | | | | | |
| 3 | Fort Lauderdale | (a) L 1-4 | Chinaglia | 13,741 | a | b | c | d | e | f | g | h | i | j | k | l | m | n | o | | | |
| 4 | Fort Lauderdale | (h) W 3-2+ | Cabanas, Chinaglia 2 | 25,134 | a | b | | | | | | | | | | | | | | | | |
| 5 | Seattle | (a) W 3-0 | Cabanas, Bogicevic, Chinaglia | 10,085 | a | b | | | | | | | | | | | | | | | | |
| 6 | Tulsa | (h) W 5-2 | Cabanas, Chinaglia 3, Moyers | 22,621 | b | c | d | e | f | g | h | i | j | k | l | m | n | o | p | | | |
| 7 | Tulsa | (a) W 2-1 | Chinaglia, Moyers | 19,160 | b | c | d | e | f | g | h | i | j | k | l | m | n | o | p | | | |
| 8 | Golden Bay | (h) W 5-1 | Neeskens, Davis, Cabanas, Chinaglia, Moyers | 22,841 | a | b | c | d | e | f | g | h | i | j | k | l | m | n | o | p | q | |
| 9 | San Diego | (a) W 1-0+ | Cabanas | 5,318 | b | c | d | e | f | g | h | i | j | k | l | m | n | o | p | | | |
| 10 | Golden Bay | (a) L 1-3 | Chinaglia | 16,202 | a | b | | | | | | | | | | | | | | | | |
| 11 | Team America | (a) L 1-2* | Cabanas | 31,112 | f | b | c | d | e | f | g | h | i | j | k | l | m | n | o | p | q | |
| 12 | Toronto | (h) W 5-1 | Cabanas 2, Chinaglia 2, Beckenbauer | 25,247 | a | b | c | d | e | f | g | h | i | j | k | l | m | n | o | p | q | |
| 13 | Chicago | (h) L 2-3 | Cabanas, Chinaglia | 22,368 | a | b | | | | | | | | | | | | | | | | |
| 14 | Montreal | (a) W 2-1+ | Bogicevic, DiBernardo | 8,407 | a | b | c | d | e | f | g | h | i | j | k | l | m | n | o | p | q | |
| 15 | Vancouver | (h) W 3-0 | Cabanas, Bogicevic, Moyers | 29,140 | a | b | c | d | e | f | g | h | i | j | k | l | m | n | o | p | q | |
| 16 | Chicago | (a) L 2-5 | Cabanas, Moyers | 16,244 | b | c | d | e | f | g | h | i | j | k | l | m | n | o | p | q | r | |
| 17 | Team America | (h) W 4-0 | Romero, Cabanas, Bogicevic, Moyers | 35,228 | a | b | c | d | e | f | g | h | i | j | k | l | m | n | o | p | q | r |
| 18 | Vancouver | (a) L 0-2 | | 50,205 | a | b | c | d | e | f | g | h | i | j | k | l | m | n | o | p | q | r |
| 19 | Tulsa | (h) W 3-0 | Romero, Cabanas, Moyers | 24,296 | a | b | c | d | e | f | g | h | i | j | k | l | m | n | o | p | q | r |
| 20 | Seattle | (h) W 4-3* | Kapp, Cabanas 2 | 19,825 | a | b | c | d | e | f | g | h | i | j | k | l | m | n | o | p | q | r |
| 21 | Tampa Bay | (a) W 5-4 | Cabanas 3, Bogicevic, Moyers | 13,709 | a | b | c | d | e | f | g | h | i | j | k | l | m | n | o | p | q | r |
| 22 | Chicago | (a) L 1-2 | Romero | 18,546 | a | b | c | d | e | f | g | h | i | j | k | l | m | n | o | p | q | r |
| 23 | San Diego | (h) W 3-1 | Davis, Romero 2 | 22,759 | a | b | c | d | e | f | g | h | i | j | k | l | m | n | o | p | q | r |
| 24 | Montreal | (a) W 4-2 | Cabanas, Bogicevic, Moyers 2 | 15,150 | a | b | c | d | e | f | g | h | i | j | k | l | m | n | o | p | q | r |
| 25 | Team America | (a) W 2-1 | Davis, Cabanas | 11,612 | a | b | c | d | e | f | g | h | i | j | k | l | m | n | o | p | q | r |
| 26 | Montreal | (h) W 3-0 | Davis, Romero, Moyers | 45,822 | a | b | c | d | e | f | g | h | i | j | k | l | m | n | o | p | q | r |
| 27 | Toronto | (a) W 1-0+ | Moyers | 11,429 | a | b | c | d | e | f | g | h | i | j | k | l | m | n | o | p | q | r |
| 28 | Chicago | (h) W 5-3 | Davis, Cabanas, Chinaglia 2, Beckenbauer | 30,570 | a | b | c | d | e | f | g | h | i | j | k | l | m | n | o | p | q | r |
| 29 | Tampa Bay | (h) W 3-1 | Romero, Bogicevic, Moyers | 19,999 | a | b | c | d | e | f | g | h | i | j | k | l | m | n | o | p | q | r |
| 30 | Toronto | (h) W 6-3 | Neeskens, Romero, Cabanas 2, Moyers 2 | 20,995 | a | b | c | d | e | f | g | h | i | j | k | l | m | n | o | p | q | r |
| Play-offs | | | | | | | | | | | | | | | | | | | | | | |
| Game | Opponent | Score | Opponent | Goals | Birkenmeier | Eskandarian | Iarusci | Neeskens | Davis | Chinapoo | Kapp | Romero | Cabanas | Bogicevic | Chinaglia | Moyers | Beckenbauer | Gee | Rijsbergen | Brcic | DiBernardo | Fox |
| 1 | Montreal | (h) L 2-4 | Chinaglia, Bogicevic | 17,202 | a | b | c | d | e | f | g | h | i | j | k | l | m | n | o | p | q | r |
| 2 | Montreal | (a) L 0-1* | | 20,729 | a | b | c | d | e | f | g | h | i | j | k | l | m | n | o | p | q | r |

SAN DIEGO SOCKERS



1983 Players



José Neto

| C | Player | No. | Born/Citizen | Birthdate | Position | Regular Season |
|---|---------------------|-----|---------------------|-----------|------------|----------------|
| a | Gross, Volkmar | 1 | West Germany | 31.01.48 | Goalkeeper | 24 0 0 0 |
| b | Fernandes, Val | | Brazil/U.S.A. | 24.03.58 | Defender | 1 0 0 0 |
| c | Collier, Gary | 3 | England | 4.02.55 | Defender | 27 0 3 3 |
| d | Crow, Kevin | 12 | U.S.A. | 17.09.61 | Defender | 30 2 5 9 |
| e | Nesin, Steve | 17 | Yugoslavia/Canada | 17.04.60 | Forward | 2 0 0 0 |
| f | Newman, Guy | 13 | England/U.S.A. | 26.11.57 | Defender | 8 0 0 0 |
| g | Hirmez, Waad | 23 | Iraq | 28.10.61 | Forward | 11 1 2 4 |
| h | Namdar, Cha Cha | 20 | Iran/U.S.A. | 15.07.56 | Forward | 2 0 0 0 |
| i | Neto, José | 28 | Brazil | 5.06.55 | Forward | 13 0 1 1 |
| j | Moura, Paulo | 5 | Brazil | 25.01.54 | Midfield | 25 0 3 3 |
| k | Skouras, Peter | 21 | U.S.A. | 21.03.63 | Forward | 22 0 5 5 |
| l | Bucelli, Vince | 27 | U.S.A. | 24.12.60 | Forward | 1 0 0 0 |
| m | Morcillo, Willy | 33 | Colombia/U.S.A. | 27.10.60 | Forward | 9 0 0 0 |
| n | McNeill, Brian | | Scotland | 1.04.56 | Defender | 1 0 0 0 |
| o | Geyer, Erich | 8 | West Germany | 7.11.50 | Defender | 10 0 1 1 |
| p | Coker, Ade | 4 | Nigeria/U.S.A. | 19.05.54 | Forward | 20 6 4 16 |
| q | Donnelly, Martin | 2 | Northern Ireland | 4.01.51 | Defender | 22 0 4 4 |
| r | Willrich, Jean | 15 | West Germany | 17.04.53 | Forward | 26 2 4 8 |
| s | Hilkes, Lorenz | 9 | Holland | 31.08.50 | Forward | 10 3 2 8 |
| t | Gorsek, Jim | 25 | U.S.A. | 12.10.55 | Goalkeeper | 6 0 0 0 |
| u | Wieczorkowski, Gert | 26 | West Germany | 24.07.48 | Defender | 26 3 7 13 |
| v | Fernandez, Vidal | 11 | Mexico/U.S.A. | 25.03.58 | Midfield | 23 7 14 28 |
| w | Deyna, Kazimierz | 10 | Poland | 23.10.47 | Midfield | 18 15 16 46 |
| x | Dallas, Gordon | 14 | South Africa/U.S.A. | 13.02.59 | Defender | 4 0 0 0 |
| y | Heale, Gary | 16 | England | 15.07.58 | Forward | 15 10 3 23 |
| z | Perez, Hugo | 18 | El Salvador/U.S.A. | 8.11.63 | Forward | 14 2 8 12 |
| ø | McCue, Harry | 19 | Ireland | 8.07.57 | Midfield | 5 1 1 3 |

Coach: Ron Newman — England.

Stadium: San Diego Jack Murphy Stadium, San Diego, California.




1983 Results

| Date | Home Team | Score | Opponent | Gross | Fernandes, Val | Collier | Crow | Nesin | Newman | Hirmez | Namdar | Neto | Moura | Bucelli | Morcillo | McNeill | Geyer | Coker | Donnelly | Willrich | Hilkes | Gorsek | Wieczorkowski | Fernandez, Vidal | Deyna | Dallas | Heale | Perez | McCue | | |
|---------|--------------------|------------|--------------------------------------|--------|----------------|---------|------|-------|--------|--------|--------|------|-------|---------|----------|---------|-------|-------|----------|----------|--------|--------|---------------|------------------|-------|--------|-------|-------|-------|---|---|
| 1 May | 21 Team America | (a) L 1-2 | Hirmez | 11,278 | a | b | c | d | e | f | g | h | i | j | k | l | m | n | o | p | q | r | s | t | u | v | w | x | y | z | ø |
| 2 | 25 Toronto | (h) L 0-3 | | 3,079 | a | b | c | d | e | f | g | h | i | j | k | l | m | n | o | p | q | r | s | t | u | v | w | x | y | z | ø |
| 3 | 27 Seattle | (a) W 1-0 | Hilkes | 6,288 | a | b | c | d | e | f | g | h | i | j | k | l | m | n | o | p | q | r | s | t | u | v | w | x | y | z | ø |
| 4 June | 1 Montreal | (a) L 1-6 | Coker | 5,590 | a | b | c | d | e | f | g | h | i | j | k | l | m | n | o | p | q | r | s | t | u | v | w | x | y | z | ø |
| 5 | 8 New York | (h) L 0-1+ | | 5,318 | a | b | c | d | e | f | g | h | i | j | k | l | m | n | o | p | q | r | s | t | u | v | w | x | y | z | ø |
| 6 | 12 Tulsa | (h) L 1-2 | Wieczorkowski | 3,383 | a | b | c | d | e | f | g | h | i | j | k | l | m | n | o | p | q | r | s | t | u | v | w | x | y | z | ø |
| 7 | 15 Tampa Bay | (a) L 0-4 | | 7,153 | a | b | c | d | e | f | g | h | i | j | k | l | m | n | o | p | q | r | s | t | u | v | w | x | y | z | ø |
| 8 | 18 Fort Lauderdale | (a) L 0-2 | | 9,523 | a | b | c | d | e | f | g | h | i | j | k | l | m | n | o | p | q | r | s | t | u | v | w | x | y | z | ø |
| 9 | 22 Vancouver | (h) L 0-1+ | | 4,042 | a | b | c | d | e | f | g | h | i | j | k | l | m | n | o | p | q | r | s | t | u | v | w | x | y | z | ø |
| 10 | 25 Seattle | (h) L 0-2 | | 3,541 | a | b | c | d | e | f | g | h | i | j | k | l | m | n | o | p | q | r | s | t | u | v | w | x | y | z | ø |
| 11 | 29 Tulsa | (a) W 2-1* | Deyna | 9,157 | a | b | c | d | e | f | g | h | i | j | k | l | m | n | o | p | q | r | s | t | u | v | w | x | y | z | ø |
| 12 July | 3 Vancouver | (a) L 0-3 | | 24,331 | a | b | c | d | e | f | g | h | i | j | k | l | m | n | o | p | q | r | s | t | u | v | w | x | y | z | ø |
| 13 | 5 Chicago | (h) L 3-4+ | Crow, Heale 2 | 3,813 | a | b | c | d | e | f | g | h | i | j | k | l | m | n | o | p | q | r | s | t | u | v | w | x | y | z | ø |
| 14 | 9 Golden Bay | (a) L 1-2 | Wieczorkowski | 11,212 | a | b | c | d | e | f | g | h | i | j | k | l | m | n | o | p | q | r | s | t | u | v | w | x | y | z | ø |
| 15 | 17 Toronto | (a) W 1-0 | Fernandez | 13,319 | a | b | c | d | e | f | g | h | i | j | k | l | m | n | o | p | q | r | s | t | u | v | w | x | y | z | ø |
| 16 | 20 Team America | (a) W 2-0 | Fernandez, Heale | 7,317 | a | b | c | d | e | f | g | h | i | j | k | l | m | n | o | p | q | r | s | t | u | v | w | x | y | z | ø |
| 17 | 23 Montreal | (h) W 2-1 | Deyna, Heale | 4,269 | a | b | c | d | e | f | g | h | i | j | k | l | m | n | o | p | q | r | s | t | u | v | w | x | y | z | ø |
| 18 | 27 Fort Lauderdale | (h) W 3-0 | Fernandez, Heale, Perez | 4,340 | a | b | c | d | e | f | g | h | i | j | k | l | m | n | o | p | q | r | s | t | u | v | w | x | y | z | ø |
| 19 | 30 Tampa Bay | (a) W 2-0 | Wieczorkowski, Deyna | 7,145 | a | b | c | d | e | f | g | h | i | j | k | l | m | n | o | p | q | r | s | t | u | v | w | x | y | z | ø |
| 20 Aug | 3 New York | (a) L 1-3 | Perez | 22,756 | a | b | c | d | e | f | g | h | i | j | k | l | m | n | o | p | q | r | s | t | u | v | w | x | y | z | ø |
| 21 | 7 Chicago | (a) L 4-5 | Fernandez 2, Deyna 2 | 9,958 | a | b | c | d | e | f | g | h | i | j | k | l | m | n | o | p | q | r | s | t | u | v | w | x | y | z | ø |
| 22 | 10 Golden Bay | (h) W 2-1 | Coker, Heale | 5,923 | a | b | c | d | e | f | g | h | i | j | k | l | m | n | o | p | q | r | s | t | u | v | w | x | y | z | ø |
| 23 | 12 Tampa Bay | (h) W 9-1 | Coker 2, Fernandez, Deyna 4, Heale 2 | 3,844 | a | b | c | d | e | f | g | h | i | j | k | l | m | n | o | p | q | r | s | t | u | v | w | x | y | z | ø |
| 24 | 14 Fort Lauderdale | (h) L 2-3* | Deyna, Heale | 4,580 | a | b | c | d | e | f | g | h | i | j | k | l | m | n | o | p | q | r | s | t | u | v | w | x | y | z | ø |
| 25 | 18 Vancouver | (a) L 0-3 | | 22,561 | a | b | c | d | e | f | g | h | i | j | k | l | m | n | o | p | q | r | s | t | u | v | w | x | y | z | ø |
| 26 | 20 Golden Bay | (a) L 2-4 | Coker, Willrich | 12,248 | a | b | c | d | e | f | g | h | i | j | k | l | m | n | o | p | q | r | s | t | u | v | w | x | y | z | ø |
| 27 | 24 Seattle | (a) L 2-3 | Deyna 2 | 7,331 | a | b | c | d | e | f | g | h | i | j | k | l | m | n | o | p | q | r | s | t | u | v | w | x | y | z | ø |
| 28 | 27 Golden Bay | (h) W 3-2+ | Deyna, Heale, McCue | 3,702 | a | b | c | d | e | f | g | h | i | j | k | l | m | n | o | p | q | r | s | t | u | v | w | x | y | z | ø |
| 29 | 31 Seattle | (h) W 4-1 | Coker, Willrich, Hilkes, Fernandez | 4,611 | a | b | c | d | e | f | g | h | i | j | k | l | m | n | o | p | q | r | s | t | u | v | w | x | y | z | ø |
| 30 Sept | 3 Vancouver | (h) L 4-5* | Crow, Hilkes, Deyna 2 | 4,545 | a | b | c | d | e | f | g | h | i | j | k | l | m | n | o | p | q | r | s | t | u | v | w | x | y | z | ø |

SEATTLE SOUNDERS



1983 Players



Ian Bridge

| C | Player | No. | Born/Citizen | Birthdate | Position | Regular Season |
|---|------------------|-----|----------------|-----------|------------|----------------|
| a | Corrigan, Joe | 1 | England | 18.11.48 | Goalkeeper | 29 0 1 1 |
| b | Evans, Ray | 2 | England | 20.09.49 | Defender | 29 5 12 22 |
| c | Crook, Bill | 29 | U.S.A. | 3.04.64 | Defender | 13 0 0 0 |
| d | Bridge, Ian | 5 | Canada | 18.09.59 | Defender | 23 1 3 5 |
| e | Dargle, Benny | 14 | England/U.S.A. | 2.01.57 | Defender | 30 0 0 0 |
| f | Stock, Jeff | 16 | U.S.A. | 1.08.60 | Defender | 5 0 0 0 |
| g | Bain, John | 6 | Scotland | 23.06.57 | Midfield | 24 2 4 8 |
| h | Hudson, Alan | 4 | England | 21.06.51 | Midfield | 1 0 0 0 |
| i | Daley, Steve | 10 | England | 15.04.53 | Midfield | 28 8 14 30 |
| j | Schmetzer, Brian | 25 | U.S.A. | 18.08.62 | Midfield | 30 1 2 4 |
| k | Mills, Gary | 11 | England | 11.11.61 | Midfield | 3 0 1 1 |
| l | Peterson, Mark | 7 | U.S.A. | 19.04.60 | Forward | 21 13 4 30 |
| m | Ward, Peter | 9 | England | 27.07.55 | Forward | 30 13 8 34 |
| n | Fry, Chance | 21 | U.S.A. | 29.06.54 | Forward | 18 4 3 11 |
| o | Bradford, David | 15 | England | 22.02.53 | Midfield | 25 1 9 11 |
| p | Megson, Neil | 17 | England | 27.07.62 | Midfield | 14 1 1 3 |
| q | Butler, David | 15 | England | 30.03.53 | Forward | 1 0 0 0 |
| r | Wall, Geoff | 22 | U.S.A. | 14.09.64 | Midfield | 7 0 0 0 |
| s | Powell, Tony | 8 | England | 11.06.47 | Defender | 19 1 1 3 |
| t | Kemp, David | 4 | England | 20.02.53 | Forward | 20 9 9 27 |
| u | Turner, Chris | 30 | Canada | 1.02.60 | Goalkeeper | 1 0 0 0 |
| v | Barro, Tim | 12 | U.S.A. | 3.08.64 | Forward | 7 1 2 4 |

Coach: Laurie Calloway — England.

Stadium: The Kingdome, Seattle, Washington.


1983 Results

| | | | | | | Corrigan | Evans | Crook | Bridge | Dargle | Stock | Bain | Hudson | Daley | Schmetzer | Mills | Peterson | Ward | Fry | Bradford | Megson | Butler | Wall | Powell | Kemp | Turner | Barro |
|---------|----|-----------------|-----|---|------|----------------------------------|--------|-------|--------|--------|-------|------|--------|-------|-----------|-------|----------|------|-----|----------|--------|--------|------|--------|------|--------|-------|
| 1 Apr | 23 | Team America | (h) | L | 0-1* | | | | | | | | | | | | | | | | | | | | | | |
| 2 | 30 | Fort Lauderdale | (a) | W | 2-0 | Peterson, Ward | 16,736 | a | b | g | d | e | f | g | h | i | j | k | l | m | | | | | | | |
| 3 May | 7 | Vancouver | (h) | L | 0-1 | | 13,017 | a | b | c | d | e | f | g | h | i | j | k | l | m | n | | | | | | |
| 4 | 11 | New York | (h) | L | 0-3 | | 13,039 | a | b | c | d | e | f | g | h | i | j | k | l | m | n | | | | | | |
| 5 | 14 | Toronto | (h) | L | 1-2 | Evans | 10,085 | a | b | c | d | e | f | g | h | i | j | k | l | m | n | o | | | | | |
| 6 | 18 | Team America | (a) | W | 3-2* | Bain 2 | 6,496 | a | b | c | d | e | f | g | h | i | j | k | l | m | n | o | \$ | | | | |
| 7 | 22 | Chicago | (a) | L | 2-3 | Peterson 2 | 9,153 | a | b | c | d | e | f | g | h | i | j | k | l | m | n | o | \$ | | | | |
| 8 | 27 | San Diego | (a) | L | 0-1 | | 8,090 | a | b | c | d | e | f | g | h | i | j | k | l | m | n | o | p | \$ | | | |
| 9 June | 11 | Tampa Bay | (a) | W | 4-3 | Daley, Peterson, Ward, Kemp | 6,288 | a | b | c | d | e | f | g | h | i | j | k | l | m | n | o | p | \$ | s | | |
| 10 | 15 | Golden Bay | (h) | W | 2-1* | Evans | 8,320 | a | b | c | d | e | f | g | h | i | j | k | l | m | n | o | p | \$ | s | t | |
| 11 | 18 | Montreal | (h) | W | 5-1 | Peterson 3, Ward 2 | 6,346 | a | b | c | d | e | f | g | h | i | j | k | l | m | n | o | p | \$ | s | t | |
| 12 | 20 | Vancouver | (a) | L | 1-2 | Peterson | 6,551 | a | b | c | d | e | f | g | h | i | j | k | l | m | n | o | p | \$ | s | t | |
| 13 | 25 | San Diego | (a) | W | 2-0 | Schmetzer, Peterson | 60,342 | a | b | c | d | e | f | g | h | i | j | k | l | m | n | o | p | \$ | s | t | |
| 14 July | 1 | Tampa Bay | (h) | W | 6-0 | Bridge, Peterson 2, Ward 2, Kemp | 3,541 | a | b | c | d | e | f | g | h | i | j | k | l | m | n | o | p | \$ | s | t | |
| 15 | 3 | Tulsa | (a) | L | 1-2+ | Peterson | 7,462 | a | b | c | d | e | f | g | h | i | j | k | l | m | n | o | p | \$ | s | t | |
| 16 | 6 | Golden Bay | (a) | L | 2-3* | Daley, Kemp | 13,191 | a | b | c | d | e | f | g | h | i | j | k | l | m | n | o | p | \$ | s | t | |
| 17 | 13 | Golden Bay | (h) | L | 2-5 | Kemp 2 | 9,970 | a | b | c | d | e | f | g | h | i | j | k | l | m | n | o | p | \$ | s | t | |
| 18 | 17 | Montreal | (a) | L | 1-3 | Evans | 6,058 | a | b | c | d | e | f | g | h | i | j | k | l | m | n | o | p | \$ | s | t | |
| 19 | 20 | New York | (a) | L | 3-4* | Fry 2, Kemp | 6,680 | a | b | c | d | e | f | g | h | i | j | k | l | m | n | o | p | \$ | s | t | |
| 20 | 24 | Toronto | (a) | L | 1-2 | Fry | 19,825 | a | b | c | d | e | f | g | h | i | j | k | l | m | n | o | p | \$ | s | t | u |
| 21 | 27 | Tulsa | (h) | W | 3-1 | Evans, Ward, Kemp | 11,715 | a | b | c | d | e | f | g | h | i | j | k | l | m | n | o | p | \$ | s | t | |
| 22 | 30 | Toronto | (h) | W | 2-1+ | Peterson, Kemp | 4,270 | a | b | c | d | e | f | g | h | i | j | k | l | m | n | o | p | \$ | s | t | |
| 23 Aug | 10 | Chicago | (h) | W | 5-2 | Evans, Daley 2, Ward 2 | 5,028 | a | b | c | d | e | f | g | h | i | j | k | l | m | n | o | p | \$ | s | t | |
| 24 | 13 | Vancouver | (h) | L | 2-3* | Fry, Powell | 7,623 | a | b | c | d | e | f | g | h | i | j | k | l | m | n | o | p | \$ | s | t | |
| 25 | 17 | Montreal | (a) | L | 2-3+ | Daley, Bradford | 13,343 | a | b | c | d | e | f | g | h | i | j | k | l | m | n | o | p | \$ | s | t | |
| 26 | 20 | Fort Lauderdale | (h) | W | 3-0 | Megson, Kemp, Barro | 7,198 | a | b | c | d | e | f | g | h | i | j | k | l | m | n | o | p | \$ | s | t | |
| 27 | 24 | San Diego | (h) | W | 3-2 | Ward 3 | 6,065 | a | b | c | d | e | f | g | h | i | j | k | l | m | n | o | p | \$ | s | t | |
| 28 | 28 | Vancouver | (a) | L | 2-3+ | Daley 2 | 7,331 | a | b | c | d | e | f | g | h | i | j | k | l | m | n | o | p | \$ | s | t | |
| 29 | 31 | San Diego | (a) | L | 1-4 | Daley | 27,326 | a | b | c | d | e | f | g | h | i | j | k | l | m | n | o | p | \$ | s | t | |
| 30 Sept | 3 | Golden Bay | (a) | L | 1-2 | Evans | 4,611 | a | b | c | d | e | f | g | h | i | j | k | l | m | n | o | p | \$ | s | t | |
| | | | | | | | 14,271 | a | b | c | d | e | f | g | h | i | j | k | l | m | n | o | p | \$ | s | t | |

TORONTO BLIZZARD



1983 Players



Colin Miller

| C | Player | No. | Born/Citizen | Birthdate | Position | Regular Season | | | Play-offs | | | | |
|---|--------------------|-----|-------------------------|-----------|------------|----------------|----|----|-----------|---|---|---|---|
| a | Moller, Jan | 1 | Sweden | 17.09.53 | Goalkeeper | 25 | 0 | 0 | 0 | 6 | 0 | 0 | 0 |
| b | Kodelja, Victor | 7 | Italy/Canada | 26.11.51 | Defender | 28 | 1 | 1 | 3 | 2 | 0 | 0 | 0 |
| c | Spalding, Derek | 17 | Scotland/U.S.A. | 20.12.54 | Defender | 24 | 0 | 1 | 1 | 6 | 0 | | 1 |
| d | Karlsson, Conny | 4 | Sweden | 21.11.53 | Defender | 30 | 0 | 0 | 0 | 6 | | | 0 |
| e | Wilson, Bruce | 2 | Canada | 20.06.51 | Defender | 28 | 2 | 8 | 12 | 6 | | | 0 |
| f | Nicholl, Jimmy | 5 | Canada/Northern Ireland | 28.12.56 | Midfield | 28 | 7 | 6 | 20 | 6 | | | 0 |
| g | DeLuca, Pasquale | 12 | Canada | 26.05.62 | Midfield | 29 | 3 | 4 | 10 | 2 | 0 | 0 | 0 |
| h | Ragan, Randy | 16 | Canada | 7.06.59 | Midfield | 29 | 3 | 1 | 7 | 6 | 0 | 2 | 2 |
| i | Calvert, Cliff | 10 | England | 21.04.54 | Midfield | 21 | 4 | 3 | 11 | 6 | 0 | 2 | 2 |
| j | Byrne, David | 19 | England | 11.01.60 | Forward | 29 | 13 | 18 | 44 | 6 | 2 | 2 | 6 |
| k | Roberts, Neill | 6 | South Africa | 30.03.54 | Forward | 20 | 8 | 8 | 24 | 6 | 3 | 2 | 8 |
| l | Steffenhagen, Arno | 9 | West Germany | 24.09.49 | Forward | 14 | 0 | 7 | 7 | | | | |
| m | Wegerle, Geoff | 14 | South Africa | 9.06.54 | Forward | 13 | 2 | 1 | 5 | 1 | 0 | 0 | 0 |
| n | Ntsoelengoe, Ace | 8 | South Africa | 26.02.52 | Midfield | 6 | 1 | 3 | 5 | 6 | 2 | 1 | 5 |
| o | Miller, Colin | 24 | Scotland/Canada | 4.10.64 | Midfield | 10 | 2 | 2 | 6 | | | | |
| p | James, Paul | 15 | Wales/Canada | 11.11.63 | Midfield | 1 | 0 | 0 | 0 | | | | |
| q | Bettega, Roberto | 11 | Italy | 27.12.50 | Forward | 16 | 2 | 8 | 12 | 5 | 0 | 2 | 2 |
| r | McCallum, Trevor | 21 | England/Canada | 26.02.64 | Defender | 1 | 0 | 0 | 0 | | | | |
| s | Habermann, Sven | 00 | West Germany/Canada | 3.11.61 | Goalkeeper | 4 | 0 | 0 | 0 | | | | |
| t | Falzon, Charlie | 20 | Canada | 14.11.61 | Midfield | 2 | 0 | 1 | 1 | 1 | 0 | 0 | 0 |
| u | Parke, Phil | 22 | England | 14.07.47 | Goalkeeper | 1 | 0 | 0 | 0 | | | | |

Coach: Bob Houghton — England.

Stadium: Exhibition Stadium, Toronto, Ontario.


1983 Results

| Date | Home | Score | Key Players | Moller | Kodelja | Spalding | Karlsson | Wilson | Nicholl | DeLuca | Ragan | Calvert | Byrne | Roberts | Steffenhagen | Wegerle | Ntsoelengoe | Miller | James | Bettega | McCallum | Habermann | Falzon | Parke | |
|------------------|--------------------|------------|-----------------------------------|--------|---------|----------|----------|--------|---------|--------|-------|---------|-------|---------|--------------|---------|-------------|--------|-------|---------|----------|-----------|--------|-------|--|
| 1 Apr | 24 New York | (h) W 2-1 | Calvert, Roberts | 25,375 | a | b | c | d | e | f | g | h | i | j | k | | | | | | | | | | |
| 2 May | 1 Vancouver | (a) L 1-2 | Nicholl | 17,702 | a | b | c | d | e | f | g | h | i | j | k | | | | | | | | | | |
| 3 | 11 Tampa Bay | (h) W 3-1 | Calvert, Byrne, Roberts | 5,214 | a | b | c | d | e | f | g | h | i | j | k | | | | | | | | | | |
| 4 | 14 Seattle | (a) W 2-1 | DeLuca, Byrne | 6,496 | a | | | | | | | | | | | | | | | | | | | | |
| 5 | 18 Chicago | (h) L 1-2+ | Wegerle | 5,217 | a | b | c | d | e | f | g | h | i | j | k | l | | | | | | | | | |
| 6 | 20 Tampa Bay | (a) W 3-0 | Calvert, Byrne, Roberts | 8,506 | a | | | | | | | | | | | | | | | | | | | | |
| 7 | 25 San Diego | (a) W 3-0 | Byrne 3 | 3,079 | a | b | c | d | e | f | g | h | i | j | k | l | | | | | | | | | |
| 8 | 29 Chicago | (a) W 3-2+ | Calvert, Miller 2 | 7,852 | a | b | c | d | e | f | g | h | i | j | k | l | | | | | | | | | |
| 9 June | 5 Vancouver | (h) L 2-3* | Byrne 2 | 13,540 | a | b | c | d | e | f | g | h | i | j | k | l | | | | | | | | | |
| 10 | 8 Montreal | (h) W 2-1 | Nicholl, Roberts | 5,743 | a | b | c | d | e | f | g | h | i | j | k | l | | | | | | | | | |
| 11 | 12 Chicago | (h) L 1-3 | Nicholl | 14,763 | a | b | c | d | e | f | g | h | i | j | k | l | | | | | | | | | |
| 12 | 19 New York | (a) L 1-5 | Byrne | 25,247 | a | b | c | d | e | f | g | h | i | j | k | l | | | | | | | | | |
| 13 | 23 Fort Lauderdale | (h) W 3-2 | Wilson, Byrne, Bettega | 4,924 | a | b | c | d | e | f | g | h | i | j | k | l | | | | | | | | | |
| 14 | 26 Golden Bay | (h) W 5-1 | Kodelja, Wilson, Nicholl, Ragan 2 | 11,449 | a | b | c | d | e | f | g | h | i | j | k | l | | | | | | | | | |
| 15 | 30 Montreal | (a) L 0-2 | | 6,063 | a | b | c | d | e | f | g | h | i | j | k | l | | | | | | | | | |
| 16 July | 4 Fort Lauderdale | (a) L 1-2+ | Roberts | 15,789 | a | b | c | d | e | f | g | h | i | j | k | l | | | | | | | | | |
| 17 | 6 Tulsa | (h) W 2-1 | Nicholl 2 | 8,099 | a | b | c | d | e | f | g | h | i | j | k | l | | | | | | | | | |
| 18 | 8 Team America | (a) W 2-1* | Byrne | 16,513 | a | b | c | d | e | f | g | h | i | j | k | l | | | | | | | | | |
| 19 | 13 Vancouver | (h) W 1-0* | | 22,054 | a | b | c | d | e | f | g | h | i | j | k | l | | | | | | | | | |
| 20 | 17 San Diego | (h) L 0-1 | | 13,319 | a | b | c | d | e | f | g | h | i | j | k | l | | | | | | | | | |
| 21 | 24 Seattle | (h) W 2-1 | Nicholl, Ragan | 11,715 | a | b | c | d | e | f | g | h | i | j | k | l | | | | | | | | | |
| 22 | 30 Seattle | (a) L 1-2+ | DeLuca | 5,028 | a | b | c | d | e | f | g | h | i | j | k | l | | | | | | | | | |
| 23 Aug | 3 Golden Bay | (a) L 2-3* | DeLuca, Bettega | 10,748 | a | b | c | d | e | f | g | h | i | j | k | l | | | | | | | | | |
| 24 | 13 Tulsa | (a) L 0-1 | | 11,663 | a | b | c | d | e | f | g | h | i | j | k | l | | | | | | | | | |
| 25 | 16 New York | (h) L 0-1+ | | 11,428 | a | b | c | d | e | f | g | h | i | j | k | l | | | | | | | | | |
| 26 | 21 Montreal | (h) W 2-1* | Byrne | 9,755 | a | b | c | d | e | f | g | h | i | j | k | l | | | | | | | | | |
| 27 | 24 Montreal | (a) L 0-2 | | 9,666 | a | b | c | d | e | f | g | h | i | j | k | l | | | | | | | | | |
| 28 | 28 Team America | (h) W 2-0 | Wegerle, Ntsoelengoe | 11,862 | a | b | c | d | e | f | g | h | i | j | k | l | | | | | | | | | |
| 29 | 31 Chicago | (a) W 1-0 | Byrne | 8,161 | a | b | c | d | e | f | g | h | i | j | k | l | | | | | | | | | |
| 30 Sept | 2 New York | (a) L 3-6 | Roberts 3 | 20,865 | a | b | c | d | e | f | g | h | i | j | k | l | | | | | | | | | |
| Play-offs | | | | | | | | | | | | | | | | | | | | | | | | | |
| Sept | 8 Vancouver | (a) L 0-1 | | 22,013 | a | b | c | d | e | f | g | h | i | j | k | l | | | | | | | | | |
| | 12 Vancouver | (h) W 4-3 | Byrne, Ntsoelengoe 2, Roberts | 7,958 | a | b | c | d | e | f | g | h | i | j | k | l | | | | | | | | | |
| | 15 Vancouver | (a) W 1-0 | Roberts | 24,545 | a | b | c | d | e | f | g | h | i | j | k | l | | | | | | | | | |
| | 17 Golden Bay | (a) W 1-0* | | 19,027 | a | b | c | d | e | f | g | h | i | j | k | l | | | | | | | | | |
| | 22 Golden Bay | (h) W 2-0 | Byrne, Roberts | 15,556 | a | b | c | d | e | f | g | h | i | j | k | l | | | | | | | | | |
| Oct | 1 Tulsa | (n†) L 0-2 | | 60,051 | a | b | c | d | e | f | g | h | i | j | k | l | | | | | | | | | |

†Played in Vancouver

TULSA ROUGHNECKS

1983 Players



Terry Moore

| C | Player | No. | Born/Citizen | Birthdate | Position | Regular Season | | | | Play-offs | | | |
|---|--------------------|-----|-------------------|-----------|------------|----------------|----|----|----|-----------|---|---|----|
| a | DuBose, Winston | 0 | U.S.A. | 28.07.55 | Goalkeeper | 30 | 0 | 1 | 1 | 5 | 0 | 1 | 1 |
| b | Belfiore, Ivan | 20 | Canada | 4.09.60 | Defender | 20 | 1 | 0 | 2 | 4 | 0 | 0 | 0 |
| c | Moreland, Victor | 8 | Northern Ireland | 15.06.57 | Defender | 26 | 0 | 4 | 4 | 5 | 0 | 1 | 1 |
| d | Moore, Terry | 2 | Canada | 2.06.58 | Defender | 28 | 0 | 2 | 2 | 5 | 0 | 0 | 0 |
| e | Wallace, Barry | 3 | England | 17.04.59 | Defender | 26 | 5 | 5 | 15 | 5 | 1 | 0 | 2 |
| f | Reardon, Gerry | 10 | England/Ireland | 7.10.60 | Midfield | 24 | 1 | 2 | 4 | | | | |
| g | Zequinha | 7 | Brazil | 7.11.49 | Forward | 16 | 2 | 4 | 8 | 2 | 0 | 0 | 0 |
| h | Caskey, Billy | 12 | Northern Ireland | 10.12.54 | Midfield | 22 | 1 | 3 | 5 | 1 | 0 | 1 | 1 |
| i | Saldana, Todd | 3 | U.S.A. | 15.01.62 | Midfield | 10 | 0 | 1 | 1 | | | | |
| j | Futcher, Ron | 8 | England | 25.09.56 | Forward | 26 | 15 | 10 | 40 | 5 | 5 | 0 | 10 |
| k | Usiyan, Thompson | 11 | Nigeria | 27.04.56 | Forward | 11 | 1 | 4 | 6 | 2 | 0 | 1 | 1 |
| l | Abrahams, Laurie | 14 | England | 3.04.53 | Forward | 22 | 11 | 11 | 33 | 5 | 1 | 4 | 6 |
| m | Fuccillo, Pasquale | 4 | England | 2.05.56 | Midfield | 19 | 0 | 4 | 4 | 4 | 1 | 0 | 2 |
| n | Krupa, Adam | 17 | Poland | 22.12.52 | Midfield | 24 | 2 | 6 | 10 | 4 | 0 | 3 | 3 |
| o | Danaifard, Iraj | 9 | Iran | 19.03.51 | Midfield | 22 | 2 | 10 | 14 | 5 | 1 | 0 | 2 |
| p | D'Anzi, Carmelo | 15 | Italy/U.S.A. | 24.01.56 | Midfield | 7 | 1 | 2 | 4 | | | | |
| q | Pesa, Njogo | 6 | Yugoslavia/U.S.A. | 30.05.58 | Forward | 24 | 11 | 2 | 24 | 5 | 1 | 1 | 3 |
| r | Fernandes, Val | 5 | Brazil/U.S.A. | 24.03.58 | Defender | 19 | 0 | 3 | 3 | 5 | 0 | 2 | 2 |

Coach: Terry Hennessey — Wales.

Stadium: Skelly Stadium, Tulsa, Oklahoma.

1983 Results

| | | | | | | DuBose | Belfiore | Moreland | Moore | Wallace | Reardon | Zequinha | Caskey | Saldana | Futcher | Usiyan | Abrahams | Fuccillo | Krupa | Danaifard | D'Anzi | Pesa | Fernandes | |
|---------|--------------------|------------|-----------------------------|--------|---|--------|----------|----------|-------|---------|---------|----------|--------|---------|---------|--------|----------|----------|-------|-----------|--------|------|-----------|--|
| 1 Apr | 22 Tampa Bay | (a) L 3-4 | Belfiore, Futcher, Abrahams | 10,925 | a | b | c | d | e | f | g | h | i | j | k | l | | | | | | | | |
| 2 | 30 Tampa Bay | (h) W 1-0 | Abrahams | 18,953 | a | b | c | d | e | f | g | h | i | j | k | l | m | n | o | p | q | r | | |
| 3 May | 8 Team America | (a) L 0-1 | | 14,211 | a | b | c | d | e | f | g | h | i | j | k | l | m | n | o | p | q | r | | |
| 4 | 11 Montreal | (a) L 1-4 | Zequinha | 5,280 | a | b | c | d | e | f | g | h | i | j | k | l | m | n | o | p | q | r | | |
| 5 | 15 New York | (a) L 2-5 | Futcher 2 | 22,621 | a | b | c | d | e | f | g | h | i | j | k | l | m | n | o | p | q | r | | |
| 6 | 21 New York | (h) L 1-2 | Futcher | 19,160 | a | b | c | d | e | f | g | h | i | j | k | l | m | n | o | p | q | r | | |
| 7 | 25 Montreal | (h) W 3-1 | Zequinha, Futcher, Abrahams | 9,364 | a | b | c | d | e | f | g | h | i | j | k | l | m | n | o | p | q | r | | |
| 8 | 30 Golden Bay | (a) L 1-3 | Futcher | 9,897 | a | b | c | d | e | f | g | h | i | j | k | l | m | n | o | p | q | r | | |
| 9 June | 1 Vancouver | (a) L 1-2+ | Futcher | 18,277 | a | b | c | d | e | f | g | h | i | j | k | l | m | n | o | p | q | r | | |
| 10 | 4 Team America | (h) L 0-1+ | | 11,742 | a | b | c | d | e | f | g | h | i | j | k | l | m | n | o | p | q | r | | |
| 11 | 8 Fort Lauderdale | (h) W 2-1+ | Futcher 2 | 7,499 | a | b | c | d | e | f | g | h | i | j | k | l | m | n | o | p | q | r | | |
| 12 | 12 San Diego | (a) W 2-1 | Reardon, Futcher | 3,383 | a | b | c | d | e | f | g | h | i | j | k | l | m | n | o | p | q | r | | |
| 13 | 18 Chicago | (h) W 4-0 | Futcher, D'Anzi, Pesa 2 | 16,069 | a | b | c | d | e | f | g | h | i | j | k | l | m | n | o | p | q | r | | |
| 14 | 25 Fort Lauderdale | (a) W 2-1* | Futcher | 8,499 | a | b | c | d | e | f | g | h | i | j | k | l | m | n | o | p | q | r | | |
| 15 | 29 San Diego | (h) L 1-2* | Caskey | 9,157 | a | b | c | d | e | f | g | h | i | j | k | l | m | n | o | p | q | r | | |
| 16 July | 3 Seattle | (h) W 2-1+ | o.g., Abrahams | 13,191 | a | b | c | d | e | f | g | h | i | j | k | l | m | n | o | p | q | r | | |
| 17 | 6 Toronto | (a) L 1-2 | Wallace | 8,099 | a | b | c | d | e | f | g | h | i | j | k | l | m | n | o | p | q | r | | |
| 18 | 9 Chicago | (a) W 2-1* | Futcher | 10,276 | a | b | c | d | e | f | g | h | i | j | k | l | m | n | o | p | q | r | | |
| 19 | 13 Chicago | (h) W 4-0 | Usiyan, Pesa 3 | 14,124 | a | b | c | d | e | f | g | h | i | j | k | l | m | n | o | p | q | r | | |
| 20 | 17 New York | (a) L 0-3 | | 24,296 | a | b | c | d | e | f | g | h | i | j | k | l | m | n | o | p | q | r | | |
| 21 | 23 Fort Lauderdale | (h) W 3-2 | Wallace, Danaifard, Pesa | 11,134 | a | b | c | d | e | f | g | h | i | j | k | l | m | n | o | p | q | r | | |
| 22 | 27 Seattle | (a) L 1-3 | Abrahams | 4,270 | a | b | c | d | e | f | g | h | i | j | k | l | m | n | o | p | q | r | | |
| 23 | 30 Vancouver | (h) W 2-1+ | Krupa, Pesa | 10,809 | a | b | c | d | e | f | g | h | i | j | k | l | m | n | o | p | q | r | | |
| 24 Aug | 6 Golden Bay | (h) L 1-2 | Pesa | 11,290 | a | b | c | d | e | f | g | h | i | j | k | l | m | n | o | p | q | r | | |
| 25 | 13 Toronto | (h) W 1-0 | Danaifard | 11,663 | a | b | c | d | e | f | g | h | i | j | k | l | m | n | o | p | q | r | | |
| 26 | 17 Tampa Bay | (h) W 4-1 | Wallace 2, Krupa, Pesa | 9,752 | a | b | c | d | e | f | g | h | i | j | k | l | m | n | o | p | q | r | | |
| 27 | 21 Team America | (a) W 3-2 | Futcher, Abrahams 2 | 4,423 | a | b | c | d | e | f | g | h | i | j | k | l | m | n | o | p | q | r | | |
| 28 | 27 Fort Lauderdale | (a) W 4-2 | Futcher, Abrahams 2, Pesa | 12,814 | a | b | c | d | e | f | g | h | i | j | k | l | m | n | o | p | q | r | | |
| 29 | 31 Team America | (h) W 1-0 | Wallace | 12,322 | a | b | c | d | e | f | g | h | i | j | k | l | m | n | o | p | q | r | | |
| 30 Sept | 3 Tampa Bay | (a) W 3-1 | Abrahams 2, Pesa | 6,525 | a | b | c | d | e | f | g | h | i | j | k | l | m | n | o | p | q | r | | |

Play-offs

| | | | | | | | | | | | | | | | | | | | | | | | | |
|------|--------------------|------------|---------------------------|--------|---|---|---|---|---|---|---|---|---|---|---|---|---|---|---|---|---|---|--|--|
| Sept | 6 Fort Lauderdale | (h) W 3-2 | Pesa, Danaifard, Fuccillo | 8,873 | a | b | c | d | e | f | g | h | i | j | k | l | m | n | o | p | q | r | | |
| | 10 Fort Lauderdale | (a) W 4-2 | o.g., Abrahams, Futcher 2 | 7,826 | a | b | c | d | e | f | g | h | i | j | k | l | m | n | o | p | q | r | | |
| | 18 Montreal | (h) W 2-1* | Futcher | 10,625 | a | b | c | d | e | f | g | h | i | j | k | l | m | n | o | p | q | r | | |
| | 26 Montreal | (a) L 0-1 | | 16,185 | a | b | c | d | e | f | g | h | i | j | k | l | m | n | o | p | q | r | | |
| | 28 Montreal | (h) W 3-0 | Futcher 2, Wallace | 18,090 | a | b | c | d | e | f | g | h | i | j | k | l | m | n | o | p | q | r | | |
| Oct | 1 Toronto | (n†) W 2-0 | Pesa, Futcher | 60,051 | a | b | c | d | e | f | g | h | i | j | k | l | m | n | o | p | q | r | | |

† Played in Vancouver

VANCOUVER WHITECAPS



1983 Players



David Cross

| C | Player | No. | Born/Citizen | Birthdate | Position | Regular Season | | | Play-offs | | | | |
|---|--------------------|-----|-----------------|-----------|------------|----------------|----|----|-----------|---|---|---|---|
| a | Lettieri, Tino | 1 | Italy/Canada | 27.09.57 | Goalkeeper | 28 | 0 | 1 | 1 | 3 | 0 | 0 | 0 |
| b | Lenarduzzi, Bob | 5 | Canada | 1.05.55 | Defender | 28 | 2 | 5 | 9 | 3 | 0 | 2 | 2 |
| c | Nickeas, Mark | 4 | England/U.S.A. | 20.10.57 | Defender | 16 | 1 | 4 | 6 | 3 | 0 | 0 | 0 |
| d | O'Leary, Pierce | 20 | Ireland | 11.05.59 | Defender | 16 | 0 | 3 | 3 | | | | |
| e | Sweeney, Mike | 8 | Canada | 25.12.59 | Defender | 18 | 0 | 12 | 12 | 3 | 0 | 0 | 0 |
| f | Lorimer, Peter | 11 | Scotland | 4.12.46 | Midfield | 25 | 4 | 10 | 18 | 3 | 0 | 2 | 2 |
| g | O'Brien, Fran | 7 | Ireland | 7.04.55 | Midfield | 25 | 4 | 7 | 15 | 3 | 0 | 0 | 0 |
| h | Lund, Flemming | 10 | Denmark | 6.10.52 | Midfield | 7 | 0 | 3 | 3 | | | | |
| i | Valentine, Carl | 21 | England | 4.07.58 | Forward | 23 | 6 | 9 | 21 | 2 | 0 | 0 | 0 |
| j | Cross, David | 16 | England | 12.08.50 | Forward | 26 | 19 | 4 | 42 | | | | |
| k | Taylor, Alan | 14 | England | 14.11.53 | Forward | 12 | 4 | 1 | 9 | 3 | 1 | 0 | 2 |
| l | Watson, Dave | 3 | England | 5.10.46 | Defender | 26 | 3 | 3 | 9 | 3 | 0 | 0 | 0 |
| m | Thijssen, Frans | 9 | Holland | 23.01.52 | Midfield | 21 | 2 | 5 | 9 | 3 | 2 | 0 | 4 |
| n | Beardsley, Peter | 13 | England | 18.01.61 | Forward | 25 | 8 | 12 | 28 | 3 | 1 | 1 | 3 |
| o | Norman, David | 6 | Scotland/Canada | 6.05.62 | Midfield | 18 | 1 | 4 | 6 | 1 | 0 | 0 | 0 |
| p | Johns, P.J. | 24 | U.S.A. | 7.07.58 | Goalkeeper | 3 | 0 | 0 | 0 | | | | |
| q | Barnetson, Alex | 19 | Canada | 12.07.61 | Defender | 5 | 0 | 0 | 0 | | | | |
| r | Lowther, Shaun | 2 | England/Canada | 24.01.62 | Defender | 11 | 0 | 0 | 0 | | | | |
| s | Felix, Terry | 15 | Canada | 3.04.61 | Forward | 8 | 2 | 1 | 5 | | | | |
| t | Nelson, Paul | 12 | Canada | 12.11.59 | Defender | 13 | 0 | 0 | 0 | | | | |
| u | Steffenhagen, Arno | 7 | West Germany | 24.09.49 | Forward | 8 | 2 | 2 | 6 | 2 | 0 | 0 | 0 |

Coach: Johnny Giles — Ireland.

Stadium: Empire Stadium and B.C. Place Stadium, Vancouver, British Columbia.

1983 Results

Lettieri
Lenarduzzi
Nickeas
O'Leary
Sweeney
Lorimer
O'Brien
Lund
Valentine
Cross
Taylor
Watson
Thijssen
Beardsley
Norman
Johns
Barnetson
Lowther
Felix
Nelson
Steffenhagen

| Date | Opponent | Result | Score | Goals | Assists | Lettieri | Lenarduzzi | Nickeas | O'Leary | Sweeney | Lorimer | O'Brien | Lund | Valentine | Cross | Taylor | Watson | Thijssen | Beardsley | Norman | Johns | Barnetson | Lowther | Felix | Nelson | Steffenhagen | |
|---------|--------------------|------------|--------------------------------------|--------|---------|----------|------------|---------|---------|---------|---------|---------|------|-----------|-------|--------|--------|----------|-----------|--------|-------|-----------|---------|-------|--------|--------------|--|
| 1 Apr | 24 Fort Lauderdale | (h) W 3-0 | Lenarduzzi, Nickeas, Taylor | 16,171 | | a | b | c | d | e | f | g | h | i | j | k | | | | | | | | | | | |
| 2 May | 1 Toronto | (h) W 2-1 | Taylor, Thijssen | 17,702 | | a | b | c | d | e | f | g | h | i | j | k | l | m | | | | | | | | | |
| 3 | 7 Seattle | (a) W 1-0 | Valentine | 13,039 | | a | b | c | d | e | f | g | h | i | j | k | l | m | | | | | | | | | |
| 4 | 11 Fort Lauderdale | (a) W 1-0 | O'Brien | 9,436 | | a | b | c | d | e | f | g | h | i | j | k | l | m | | | | | | | | | |
| 5 | 14 Tampa Bay | (a) W 2-1 | O'Brien, Watson | 23,411 | | a | b | c | d | e | f | g | h | i | j | k | l | m | | | | | | | | | |
| 6 | 22 Golden Bay | (a) L 1-2 | Cross | 9,813 | | a | b | c | d | e | f | g | h | i | j | k | l | m | n | o | | | | | | | |
| 7 | 27 Chicago | (h) W 3-1 | O'Brien, Valentine, Taylor | 18,601 | | a | b | c | d | e | f | g | h | i | j | k | l | m | n | o | | | | | | | |
| 8 June | 1 Tulsa | (h) W 2-1+ | Watson, Thijssen | 18,277 | | a | b | c | d | e | f | g | h | i | j | k | l | m | n | o | | | | | | | |
| 9 | 5 Toronto | (a) W 3-2* | Cross, Beardsley | 13,540 | | a | b | c | d | e | f | g | h | i | j | k | l | m | n | o | | | | | | | |
| 10 | 8 Chicago | (a) W 2-0 | Cross, Beardsley | 6,212 | | a | b | c | d | e | f | g | h | i | j | k | l | m | n | o | | | | | | | |
| 11 | 11 Montreal | (a) W 4-1 | Valentine, Cross 3 | 7,427 | | a | b | c | d | e | f | g | h | i | j | k | l | m | n | o | | | | | | | |
| 12 | 20 Seattle | (h) W 2-1 | Beardsley 2 | 60,342 | | a | b | c | d | e | f | g | h | i | j | k | l | m | n | o | | | | | | | |
| 13 | 22 San Diego | (a) W 1-0+ | Taylor | 4,042 | | a | b | c | d | e | f | g | h | i | j | k | l | m | n | o | | | | | | | |
| 14 | 26 Tampa Bay | (h) W 4-1 | o.g., Valentine 2, Cross | 28,799 | | a | b | c | d | e | f | g | h | i | j | k | l | m | n | o | | | | | | | |
| 15 | 29 New York | (a) L 0-3 | | 29,141 | | a | b | c | d | e | f | g | h | i | j | k | l | m | n | o | | | | | | | |
| 16 July | 3 San Diego | (h) W 3-0 | Lorimer, Cross, Beardsley | 24,331 | | a | b | c | d | e | f | g | h | i | j | k | l | m | n | o | | | | | | | |
| 17 | 7 Montreal | (h) W 5-3 | O'Brien, Cross 2, Beardsley, Norman | 21,620 | | a | b | c | d | e | f | g | h | i | j | k | l | m | n | o | | | | | | | |
| 18 | 10 New York | (h) W 2-0 | Cross 2 | 50,205 | | a | b | c | d | e | f | g | h | i | j | k | l | m | n | o | | | | | | | |
| 19 | 13 Toronto | (a) L 0-1* | | 22,054 | | a | b | c | d | e | f | g | h | i | j | k | l | m | n | o | | | | | | | |
| 20 | 17 Golden Bay | (h) W 2-1 | Valentine, Cross | 25,060 | | a | b | c | d | e | f | g | h | i | j | k | l | m | n | o | | | | | | | |
| 21 | 20 Montreal | (h) L 0-1 | | 56,255 | | a | b | c | d | e | f | g | h | i | j | k | l | m | n | o | | | | | | | |
| 22 | 24 Team America | (a) W 2-0 | Beardsley, Felix | 8,623 | | a | b | c | d | e | f | g | h | i | j | k | l | m | n | o | | | | | | | |
| 23 | 27 Team America | (h) W 1-0* | | 26,031 | | a | b | c | d | e | f | g | h | i | j | k | l | m | n | o | | | | | | | |
| 24 | 30 Tulsa | (a) L 1-2+ | Lorimer | 10,809 | | a | b | c | d | e | f | g | h | i | j | k | l | m | n | o | | | | | | | |
| 25 Aug | 13 Seattle | (a) W 3-2* | Cross 2 | 13,343 | | a | b | c | d | e | f | g | h | i | j | k | l | m | n | o | | | | | | | |
| 26 | 18 San Diego | (h) W 3-0 | Cross 2, Steffenhagen | 22,561 | | a | b | c | d | e | f | g | h | i | j | k | l | m | n | o | | | | | | | |
| 27 | 24 Golden Bay | (h) W 2-1 | Cross 2 | 24,203 | | a | b | c | d | e | f | g | h | i | j | k | l | m | n | o | | | | | | | |
| 28 | 28 Seattle | (h) W 3-2+ | Lorimer 2, Steffenhagen | 27,326 | | a | b | c | d | e | f | g | h | i | j | k | l | m | n | o | | | | | | | |
| 29 | 31 Golden Bay | (a) L 0-3 | | 16,731 | | a | b | c | d | e | f | g | h | i | j | k | l | m | n | o | | | | | | | |
| 30 Sept | 3 San Diego | (a) W 5-4* | Lenarduzzi, Watson, Beardsley, Felix | 4,545 | | a | b | c | d | e | f | g | h | i | j | k | l | m | n | o | | | | | | | |

Play-offs

| | | | | | | | | | | | | | | | | | | | | | | | | | | | |
|--------|---------|-----------|-----------------------|--------|--|---|---|---|---|---|---|---|---|---|---|---|---|---|---|---|--|--|--|--|--|--|--|
| Sept 8 | Toronto | (h) W 1-0 | Taylor | 22,013 | | a | b | c | d | e | f | g | h | i | j | k | l | m | n | o | | | | | | | |
| 12 | Toronto | (a) L 3-4 | Thijssen 2, Beardsley | 7,958 | | a | b | c | d | e | f | g | h | i | j | k | l | m | n | o | | | | | | | |
| 15 | Toronto | (h) L 0-1 | | 24,545 | | a | b | c | d | e | f | g | h | i | j | k | l | m | n | o | | | | | | | |