The North American Soccer League 1975

FURTHER expansion took place in 1975 as the number of NASL teams increased from 15 to 20. NASL soccer returned to Chicago for the first time since 1968 and new teams were also added in Hartford, Portland, San Antonio and Tampa.

The League also revised its tie-breaking procedure, introducing 15 minutes of sudden-death overtime if a game was tied after 90 minutes, the overtime period to be played in two seven-and-a-half minute halves. If the game was still tied at the end of that time, the teams reverted to a penalty-kick shoot-out. Teams were awarded six points for a win in regulation time or overtime.

In the club records, games won in sudden-death overtime are shown by a plus sign (+), games won by the penalty-kick shoot-out method are shown by an asterisk (*).

Another new club, Tampa Bay Rowdies, won the championship with a 2-0 win over Portland Timbers in what was now called the 'Soccer Bowl', but the most notable event in this season was the signing of Brazilian superstar Pelé by the New York Cosmos. Pelé gave the NASL the major League image it so long desired and his signing led to the League's most successful years.

Other well-known names making their debuts in the League in 1975 were the Portuguese star Eusebio, who played for the Boston Minutemen, England and Chelsea goalkeeper Peter Bonetti, who played for St Louis, England and Manchester United winger Gordon Hill with Chicago, Scotland and Celtic winger Jimmy Johnstone with San José and Welsh international defender Mike England with Seattle.

Peter Withe, at that time a relatively unknown Birmingham City player, played for Portland in the Soccer Bowl. Withe later starred for Aston Villa and England.

Final League Tables and Statistics

NORTHERN DIVISION	P	W	L	For	Ag	Pts
Boston Minutemen	22	13	9	41	29	116
Toronto Metros-Croatia	22	13	9	39	28	114
New York Cosmos	22	10	12	39	38	91
Rochester Lancers	22	6	16	29	49	64
Hartford Bi-Centennials	22	6	16	27	51	61

EASTERN DIVISION	P	W	L	For	Ag	Pts
Tampa Bay Rowdies	22	16	6	46	27	135
Miami Toros	22	14	8	47	30	123
Washington Diplomats	22	12	10	42	47	112
Philadelphia Atoms	22	10	12	33	42	90
Baltimore Comets	22	9	13	34	52	87

CENTRAL DIVISION	P	W	L	For	Ag	Pts
St Louis Stars	22	13	9	38	34	115
Chicago Sting	22	12	10	39	33	106
Denver Dynamo	22	9	13	37	42	85
Dallas Tornado	22	9	13	33	38	83
San Antonio Thunder	22	6	16	24	46	59

WESTERN DIVISION	P	W	L	For	Ag	Pts
Portland Timbers	22	16	6	43	27	138
Seattle Sounders	22	15	7	42	28	129
Los Angeles Aztecs	22	12	10	42	33	107
Vancouver Whitecaps	22	11	11	38	28	99
San Jose Earthquakes	22	8	14	37	48	83

Based on six points for a win plus one point for each goal up to a maximum of three per team. A 15-minute sudden-death overtime period was played if the score was tied after 90 minutes. If the game was still tied the outcome was decided by penalty kicks.

Play-offs Quarter-finals

Aug 12, 1975 Portland Timbers 2: Seattle Sounders 1 (OT) (in Portland)

Aug 13, 1975 St Louis Stars 2: Los Angeles Aztecs 1 (TB) (in St Louis)

Aug 13, 1975 Boston Minutemen 1: Miami Toros 2 (OT) (in Boston)

Aug 13, 1975 Tampa Bay Rowdies 1: Toronto Metros-Croatia 0 (in Tampa)

Semi-finals

Aug 16, 1975 Tampa Bay Rowdies 3: Miami Toros 0 (in Tampa)

Aug 17, 1975 Portland Timbers 1: St Louis Stars 0 (in Portland)

Championship Game

Aug 24, 1975 Tampa Bay Rowdies 2: Portland Timbers 0 (in San Jose)

Leading Scorers	Pld	Gls	Ast	Pts
Steven David (Miami)	21	23	6	52
Gordon Hill (Chicago)	21	16	7	39
Derek Smethurst (Tampa Bay)	22	18	3	39
Peter Withe (Portland)	22	16	6	38
Uri Banhoffer (Los Angeles)	20	14	9	37
Tommy Ord (Rochester/New York)	22	16	4	36
Ilija Mitic (San Jose)	16	13	3	29
Ade Coker (Boston)	15	10	6	26
Ace Ntsoelengoe (Denver)	21	10	5	25
John Coyne (Toronto)	21	7	11	25
Chris Bahr (Philadelphia)	22	11	2	24
Mike Flater (Denver)	16	10	4	24
John Hawley (St Louis)	20	11	2	24
Keith Aqui (Baltimore)	20	10	3	23
Glen Johnson (Vancouver)	21	8	7	23
John Rowlands (Seattle)	21	9	5	23

BALTIMORE COMETS

1975 Players



Alan Mayer

C	Player	No.	Born/Citizen	Birthdate	Position	Regular Season			
a	Mayer, Alan	16	U.S.A.	3.07.52	Goalkeeper	19	0	0	0
b	Butler, Geoff	3	England	26.09.46	Defender	21	1	5	7
c	Napier, John	5	Northern Ireland	23.09.46	Defender	22	1	1	3
d	Simpkin, Chris	4	England	24.04.44	Defender	22	1	0	2
e	Anderson, Terry	18	England	11.03.44	Midfield	19	0	1	1
f	Wit, Dennis	13	U.S.A.	25.07.51	Midfield	19	2	1	5
g	Renery, Len	17	England/U.S.A.	9.11.49	Defender	20	1	0	2
h	Gilliver, Alan	9	England	3.08.44	Forward	5	0	0	0
i	Kazmierski, Hank	14	U.S.A.	30.10.49	Forward	18	2	3	7
j	St Vil, Guy	7	Haiti	21.10.42	Forward	6	0	0	0
k	Smith, Stanfield	6	Bermuda/Trinidad	5.04.50	Defender	19	0	0	0
l	Henderson, Alvin	8	Trinidad	24.09.50	Forward	19	9	1	19
m	Earle, Winston	2	Jamaica	31.03.48	Defender	8	0	1	1
n	Aqui, Keith	11	Trinidad	5.08.45	Forward	20	10	3	23
o	Cox, Ernie	15	U.S.A.		Midfield	9	0	0	0
p	Scurti, Paul	12	Italy/U.S.A.	10.02.51	Midfield	19	0	2	2
q	Silvester, Peter	10	England	19.02.48	Forward	19	5	7	17
r	Phillips, Lincoln	1	Trinidad	4.09.41	Goalkeeper	5	0	0	0
s	Hresko, Dennis				Forward	1	0	0	0

Coach: Doug Millward — England.

Stadium: Towson State College, Baltimore, Maryland.

1975 Results

							Mayer	Butler	Napier	Simpkin	Anderson	Wit	Renery	Gilliver	Kazmierski	St Vil	Smith	Henderson	Earle	Aqui	Cox	Scurti	Silvester	Phillips	Hresko
1 May	2 Philadelphia	(h)	L	0-1		4,120	a	b	c	d	e	f	g	h	§	§	§	l	m	n					
2	7 New York	(a)	L	1-5	Henderson	7,016	a	b	c	d	e	f	g	h	i	§	k	§			§	p			
3	21 Tampa Bay	(h)	L	1-2	Henderson	3,648	a	b	c	d	e	f	§	h	§			l	§	n		p	q		
4	31 St Louis	(h)	L	1-3	Henderson	3,000		b	c	d	e	f	§	§				l	m	n	§	p	q	r	
5 June	3 Washington	(h)	W	1-0	Aqui	4,146		b	c	d	e	f		§	§		k	l		n		p	q	r	
6	7 Toronto	(a)	W	1-0*		3,135	a	b	c	d	e		g		i		k			n	§	p	q		
7	11 Boston	(h)	L	1-2+	Silvester	1,940	a	b	c	d	e	f	g		§		k	§		n		p	q		
8	14 Washington	(a)	W	4-3	Aqui 2, Silvester 2	6,847	a	b	c	d	e	f					k	l		n		p	q		
9	22 Rochester	(a)	W	2-1*	Henderson	3,510	a	b	c	d	e		g		§		k	l		n	§	p	q		
10	27 Miami	(a)	L	0-3		3,498	a	b	c	d	e	f	§		§	§	k	l		n		p	q		
11	28 Tampa Bay	(a)	L	1-6	Henderson	8,610		b	c	d	e	§	g		§		k	l		n	§	p	q	r	
12 July	2 Miami	(h)	W	3-2	Henderson 2, Aqui	2,274	a	b	c	d		§	g		i		k	l	§	n		p	q		
13	8 San Antonio	(h)	L	2-3	Henderson, Silvester	1,781	a	b	c	d	e	§	g		i	§	§	l		n		p	q		
14	12 Tampa Bay	(a)	L	0-4		13,400	a	b	c	d	e	§	g				k	l		n		p	q		
15	18 Chicago	(a)	L	1-4	Renery	5,183	a	b	c	d	e	f	g		§	j			§	n	§	p	q		
16	21 Hartford	(h)	W	3-2	Wit, Aqui 2	1,876	a	b	c	d	e	§	g				k	l		n		p	q	§	
17	24 Dallas	(h)	W	3-0	Kazmierski, Aqui, Silvester	2,124	a	b	c	d	e	§	g		i		§		m	n		p	q		
18	26 Denver	(a)	W	2-1	Aqui 2	2,818	a	b	c	d	e	§	g		§		k	l		n		p	q		
19 Aug	1 Philadelphia	(a)	L	2-4	Napier, Aqui	3,530	a		c	d	e		g		i	§	§	l		n		p	q	r	
20	6 Washington	(h)	L	1-4	Simpkin	2,877	a	b	c	d		f	g		§		k	l		n	§	p	q		
21	8 Miami	(a)	L	1-2	Butler	4,469	a	b	c	d		f	g		§		k	l	m	n	o				
22	10 Philadelphia	(h)	W	3-0	Wit, Kazmierski, Henderson	1,263	a	b	c	d	e	§	g		i		k	l	m		§		q		§

BOSTON MINUTEMEN

Henning Boel



Bill Wilkinson

1975 Players

C	Player	No.	Born/Citizen	Date/Age	Position	Regular Season				Play-offs			
a	Michniewski, Jan	18	Poland	30	Goalkeeper	5	0	0	0				
b	Welbourne, Don	4	England	12-03.49	Defender	17	0	1	1				
c	Jacques, Josef	6	England	12.09.44	Defender	2	0	0	0				
d	Boel, Henning	5	Denmark	15.08.45	Defender	17	0	1	1	1	0	0	0
e	Koremans, Rene	22	Holland	26	Midfield	6	0	0	0				
f	Soroa, Jose	17	Uruguay	10.07.49	Midfield	11	0	1	1	1	0	0	0
g	Suhnholz, Wolfgang	10	West Germany	14.09.46	Midfield	21	7	6	20	1	0	1	1
h	Wooler, Alan	3	England	17.08.53	Defender	22	2	5	9	1	0	1	1
i	Coker, Ade	12	Nigeria	19.05.54	Forward	15	10	6	26	1	0	0	0
j	Melledew, Stephen	9	England	28.11.45	Forwarde	22	6	5	17	1	1	0	2
k	Neuman, Axel	14	West Germany	22.04.52	Midfield	12	0	1	1				
l	Wilkinson, Bill	2	England	24.03.43	Defender	15	0	3	3	1	0	0	0
m	Brewster, Ben	7	U.S.A.	26.09.48	Defender	9	0	0	0	1	0	0	0
n	Jelinek, Josef	24	Czechoslovakia	29	Forward	8	0	2	2				
o	Bachner, Igor		Czech./Canada	16.09.46	Midfield	2	0	0	0				
p	Davies, Geoff	8	England	1.07.47	Forward	17	6	8	20	1	0	0	0
q	Messing, Shep	1	U.S.A.	9.10.49	Goalkeeper	18	0	0	0	1	0	0	0
r	Agoliati, Chris	23	U.S.A.	3.11.51	Midfield	6	1	0	2				
s	Simoes, Antonio	11	Portugal	14.12.43	Midfield	17	4	9	17	1	0	0	0
t	Calado, Jorge		Mozam./Portugal	7.06.43	Defender	15	0	0	0	1	0	0	0
u	Eusebio		Mozam./Portugal	25.01.42	Forward	7	2	2	6	1	0	0	0
v	Manaca, Carlos Alberto		Portugal		Defender	5	0	3	3				
w	Nelson, Fernando		Portugal		Forward	10	5	1	11				

Coach: Hubert Vogelsinger — Austria.

Stadium: Nickerson Field, Boston University, Boston, Massachusetts.

1975 Results

							Michniewski	Welbourne	Jacques	Boel	Koremans	Soroa	Suhnholz	Wooler	Coker	Melledew	Neuman	Wilkinson	Brewster	Jelinek	Bachner	Davies	Messing	Agoliati	Simoes	Calado	Eusebio	Manaca	Nelson
1 May	3 Hartford	(a)	L	0-1		3,028	a	b	c	d	e	f	g	h	i	j	§	l											
2	9 Rochester	(h)	L	0-2		6,912	a	b	c	d	e	f	g	h	i	j	k		§	§									
3	14 Tampa Bay	(a)	L	1-3	Wooler	6,117	a	§		d	§	f	g	h	i	j	k		m		o	p							
4	16 Miami	(a)	L	2-4	Coker, Davies	1,906	a			d	§	f	g	h	i	j	k			n	o	p							
5	23 Los Angeles	(h)	W	3-0	Melledew 2, Davies	7,432		b		d	§	f	g	h		j	k		§	n		p	q	§	s				
6	30 Rochester	(h)	W	3-2	Melledew, Davies, Suhnholz	3,104		b		d		f	g	h		j	k		§	n		p	q	§	s				
7 June	1 Toronto	(a)	L	1-2*	Melledew	8,759		b		d	e	f	g	h		j	k		§			p	q	§	s				
8	6 Seattle	(h)	W	2-1†	Suhnholz, Simoes	2,104		b				f	g	h		j	k			n		p	q		s	t			
9	11 Baltimore	(a)	W	2-1+	Davies, Simoes	1,940		b				f	g	h		j	k	§		n		p	q		s	t			
10	14 Rochester	(a)	L	1-4	Melledew	4,205		§				f	g	h		j	k	l		§		p	q		s	t	u		
11	27 Hartford	(a)	W	3-1	Suhnholz, Wooler, Melledew	6,330		b		§			g	h	§	j	k	l				p	q	§	s	t	u		
12	28 Toronto	(h)	W	3-1	Suhnholz, Coker 2	6,143		b		§			g	h	i	j	k	l					q		s	t	u		
13 July	5 Philadelphia	(h)	W	4-0	Simoes 2, Eusebio, Nelson	3,257		b		§			g	h	i	j		l	§				q		s	t	u	v	§
14	9 New York	(a)	L	1-3	Nelson	18,126		b					g	h	i	§		l					q		s	t	u	v	w
15	12 Portland	(h)	W	2-1	Coker, Davies	2,800	§	b		d			g	h	i	j		l				§	q		s	t			w
16	19 San Jose	(a)	W	1-0	Suhnholz	18,598				d			g	h	i	§		l				p	q		s	t		v	w
17	24 Vancouver	(a)	W	2-1	Suhnholz, Coker	7,158		b		d			g	h	i	§		l				p	q		s	t			w
18	26 Toronto	(h)	W	2-1	Suhnholz, Coker	4,157							g	h	i	j		l				p	q		s	t		v	w
19	30 Washington	(h)	W	2-0	Coker, Nelson	3,150				d			g	h	i	§		l	§			p	q		s	t		v	w
20 Aug	3 New York	(h)	W	5-0	Coker 2, Davies, Agoliati, Nelson	4,445		b		d			g	h	i	j		l	§	§		p	q	§		t			w
21	6 New York	(a)	L	0-1		6,541		b		d			g	h		j		l				p	q		s	t	§		w
22	9 Hartford	(h)	W	3-0	Coker, Eusebio, Nelson	5,139				d		§		h	i	j		l	§			p	q	§	s	t	u		w

†Seattle awarded the game 1-0 after protest

Play-off

Aug	13 Miami	(h)	L	1-2	Melledew	2,187				d		§	g	h	i	§		l	§			p	q		s	t	u		w

CHICAGO STING

1975 Players



Clive Griffiths

C	Player	No.	Born/Citizen	Birthdate	Position	Regular Season			
a	Cawston, Mervyn	14	England	4.02.52	Goalkeeper	18	0	0	0
b	Szefer, Stefan	5	Poland	8.05.42	Defender	22	3	1	7
c	Griffiths, Clive	4	Wales	22.01.55	Defender	22	1	1	3
d	Skotarek, Alex	15	West Germany/U.S.A.	2.04.49	Defender	21	1	3	5
e	Getzinger, Rudy	7	Yugoslavia/U.S.A.	4.09.44	Forward	16	1	1	3
f	Roy, Willy	6	West Germany/U.S.A.	8.02.43	Forward	14	0	3	3
g	Cliff, Eddie	2	England	30.09.41	Defender	1	0	0	0
h	Mosnia, Chezo		Yugoslavia/U.S.A.	15.01.51	Defender	1	0	0	0
i	Stone, Ian	13	U.S.A.	18.05.50	Forward	1	0	0	0
j	Keller, Rudy		West Germany/U.S.A.	6.03.42	Midfield	1	0	0	0
k	Andruss, Eugene		Austria/U.S.A.	3.09.45	Forward	1	0	0	0
l	Obrebski, Wally	16	Poland	23.05.44	Forward	2	0	0	0
m	Webb, John	17	England	10.02.52	Defender	21	0	0	0
n	Green, Richard	9	Peru/U.S.A.	13.08.49	Midfield	12	1	5	7
o	Johnson, Rodney	8	England	8.01.45	Midfield	19	0	3	3
p	Storey-Moore, Ian	11	England	17.01.45	Forward	14	2	1	5
q	Hill, Gordon	10	England	1.04.54	Forward	21	16	7	39
r	Winter, Mike	1	Austria/U.S.A.	2.09.52	Goalkeeper	6	0	0	0
s	Allen, Russell	19	England	19.01.54	Forward	16	4	2	10
t	May, Eddie	3	England	19.05.43	Defender	18	7	3	17
u	Lemon, James	18	Northern Ireland	6.01.49	Midfield	17	0	3	3
v	Alon, Benny		Israel	13.09.50	Forward	8	1	1	3
w	Hargreaves, Garry		England	27.01.55	Forward	1	0	0	0

Coach: Bill Foulkes — England.

Stadium: Soldiers Field, Chicago, Illinois.

1975 Results

							Cawston	Szefer	Griffiths	Skotarek	Getzinger	Roy	Cliff	Mosnia	Stone	Keller	Andruss	Obrebski	Webb	Green	Johnson	Moore	Hill	Winter	Allen	May	Lemon	Alon	Hargreaves						
1 Apr	18	Vancouver	(a)	L	0-1	10,007	a	b	c	d	e	f	g	§	i	j	k	l																	
2 May	2	Denver	(h)	L	0-2	4,536		b	c	d	e	f						l	m	§	o	p	q	r											
3	9	Dallas	(h)	W	3-2	Getzinger, Moore, Hill	4,264	a	b	c	d	e	f						m	n	o	p	q		§										
4	16	Los Angeles	(h)	W	1-0	May	4,117		b	c	d	e							m		o	p	q	r	s	t									
5	21	San Antonio	(a)	W	2-1	Allen, Hill	3,711	a	b	c	d	e							m		o	p	q		s	t	§								
6	23	San Jose	(h)	L	2-3	Hill 2	4,081	§	b	c	d	e	§						m		o	p	q	r	s	t									
7	30	Portland	(a)	L	0-2		9,526	a	b	c	d								m		o	p	q		s	t	u	§							
8 June	1	Seattle	(a)	L	1-2	Moore	16,366		b	c	d		f						m		o	p	q	r		t	u								
9	6	Denver	(h)	W	1-0	Hill	4,094	a	b	c	d		f						m		o	p	q			t	u								
10	7	St Louis	(a)	L	0-1+		6,832		b	c		e	f						m		o	p	q	r	s		u								
11	20	Philadelphia	(h)	W	6-2	Szefer 3, Hill 2, May	3,984	a	b	c	d		f						m		§	p	q		s	t	u	§							
12	24	Dallas	(h)	L	1-2	Hill	2,353	§	b	c	d		f						m	§	o		q	r	s	t	u								
13	27	St Louis	(h)	W	1-0*		4,407	a	b	c	d		f						m	§	o		q		s	t	u	§							
14 July	4	San Antonio	(a)	L	0-4		5,432	a	b	c	d	§	f						m	n	o		q			t	§	v	§							
15	10	Miami	(h)	W	2-0	Griffith, May	4,201	a	b	c	d	e							m	n	§		q		s	t	u								
16	12	Dallas	(a)	W	4-2	Green, Allen, May 2	4,102	a	b	c	d	e	§						m	n	o		q		s	t	§								
17	18	Baltimore	(h)	W	4-1	Hill 2, May 2	5,183	a	b	c	d	e							m		o	§	q		s	t	u								
18	23	Denver	(a)	W	3-2+	Skotarek, Hill 2	3,443	a	b	c	d	e	§						m	n	o	§	q			t	§	v							
19	25	San Antonio	(h)	W	2-1*	Hill	6,412	a	b	c	d	e							m	n	o	§	q		s	t	§	§							
20 Aug	2	St Louis	(a)	L	2-3	Allen, Hill	7,945	a	b	c	d	e							m	n	o		q		s	t	§								
21	6	Tampa Bay	(a)	W	3-0	Hill 2, Alon	12,761	a	b	c	d	e							m	n			q		§	t	u	v							
22	10	Washington	(a)	L	1-2*	Allen	3,519	a	b	c	d	e	§						m	n		§	q		s	t	u	§							

DALLAS TORNADO

1975 Players



Kyle Rote

C	Player	No.	Born/Citizen	Birthdate	Position	Regular Season			
a	Cooper, Ken	1	England	2.02.46	Goalkeeper	20	0	0	0
b	Moffatt, Bob	14	England	7.10.45	Defender	22	1	0	2
c	Turner, Roy	6	England	30.10.43	Midfield	14	1	1	3
d	Renshaw, Mike	11	England	28.08.48	Forward	14	2	2	6
e	McKenzie, Altamont	15	Jamaica	5.03.51	Defender	21	3	0	6
f	Rote, Kyle	12	U.S.A.	25.12.50	Forward	21	5	6	16
g	Garcia, Frederico	18	Mexico/U.S.A.	7.07.52	Forward	13	0	0	0
h	Rautmann, Walter		Austria		Midfield	9	0	1	1
i	Cohen, Neil	19	U.S.A.	12.09.55	Defender	8	0	0	0
j	DeLong, Charlie	20	U.S.A.	18.02.48	Defender	3	0	0	0
k	Kesson, Bobby				Defender	3	0	0	0
l	Mitic, Ilija		Yugoslavia	19.07.40	Midfield	3	2	0	4
m	Chadwick, David	21	India/England	19.08.43	Forward	20	2	6	10
n	Reynolds, Richard	13	England	15.02.48	Forward	18	3	6	12
o	Todd, Sammy	2	Northern Ireland	22.09.45	Defender	5	0	0	0
p	Moore, Mickey	9	England	20.07.52	Forward	20	5	2	12
q	Ley, George	8	England	1.04.46	Defender	18	4	5	13
r	Jackson, Albert	4	England	12.09.43	Defender	16	2	0	4
s	Gore, Tommy	17	England	26.11.43	Midfield	15	0	2	2
t	Creamer, Peter		England	20.09.53	Defender	12	1	1	3
u	Hall, Dick	5	England	3.07.45	Defender	8	0	0	0
v	Weiss, Matt	16	U.S.A.	21.10.52	Goalkeeper	2	0	0	0

Coach: Ron Newman — England.

Stadium: Texas Stadium, Irving, Texas.

1975 Results

							Cooper	Moffat	Turner	Renshaw	McKenzie	Rote	Garcia	Rautmann	Cohen	DeLong	Kesson	Mitic	Chadwick	Reynolds	Todd	Moore	Ley	Jackson	Gore	Creamer	Hall	Weiss
1 Apr	17 San Antonio	(a)	L	1-2+	Mitic	5,142	a	b	c	d	e	f	§	h	i	j	k	l										
2	19 St Louis	(a)	L	0-3		8,121	a	b	c	d	e	f		h	i		k	l	m	§								
3	27 Denver	(h)	W	5-0	Moore 2, Rote, Reynolds, Mitic	9,232	a	b	c	d	e	f	§	h	§			l	m	n	o	§						
4 May	4 Washington	(h)	L	0-2		6,502	a	b	c	d	e			h					m	n	o	p	§	r	§			
5	9 Chicago	(a)	L	2-3	Jackson, Renshaw	4,264	a	b	c	d	§	f							m		o	p	q	r	s			
6	16 Seattle	(h)	L	0-1		4,107	a	b	c	d		f	§	§	§				m		o	p	q	r	s			
7	23 Denver	(h)	W	3-1	Chadwick, Renshaw, Rote	3,273	a	§	c	d	§	f	§	h					m		o	p	q	r	s			
8	31 San Jose	(a)	W	1-0	Rote	18,027	a	b	c	d	§	f			§				m	n		p	q	r	s			
9 June	5 St Louis	(h)	W	3-2+	Ley 2, Moore	3,426	a	b		d	e	f	g	§	§				m	n		p	q	r				
10	7 Denver	(a)	L	1-2	Jackson	5,251	a	b		d	e	f	g						m	n		p	q	r				
11	14 San Antonio	(a)	L	1-2	Rote	5,542	a	b		d	e	f	§						m	n		§	q	r	s	t		
12	18 Portland	(a)	L	0-3		14,688	a	b		d	e	f							m	n		§	q	r	s	t		
13	20 Tampa Bay	(h)	W	1-0*		4,179	a	b		d	e	f	§	h	§				m	n		p	q		§	t		
14	24 Chicago	(a)	W	2-1	McKenzie, Creamer	2,353	a	b			e	f		h					m	n		p	q			t	u	
15	27 Vancouver	(h)	W	2-1	Ley, Rote	3,436	a	b		§	e	f	§						m	n		p	q	§	s	t	u	
16 July	5 St Louis	(h)	L	0-2		4,693	a	b			e	f			§				§	n		p	q	r	s	t	u	
17	12 Chicago	(h)	L	2-4	Ley, Turner	4,102	a	b	c		e	f	§							n		p	q	r		t	u	
18	19 Los Angeles	(a)	L	1-3	Chadwick	9,115		§	c		e	f				§			m	n		p	q	r	s	t		v
19	24 Baltimore	(a)	L	0-3		2,124		§	c		e	f	§						m	n		p	q	r	s	t	§	v
20	25 Philadelphia	(a)	W	2-1*	McKenzie	3,503	a	b	c		e	§	§						m	n		p	q	r	§	t	u	
21 Aug	2 Miami	(h)	L	1-2+	Reynolds	2,843	a	b	c		e	f				§			§	n		p		r	s	t	u	
22	9 San Antonio	(h)	W	5-0	Moffat, McKenzie, Moore 2, Reynolds	5,139	a	b	c		e	§	§				§		m	n		p	q		s	t	u	

DENVER DYNAMOS



Mike Flater

1975 Players

C	Player	No.	Born/Citizen	Date/Age	Position	Regular Season			
a	Blackmore, Richard	1	England	21	Goalkeeper	13	0	0	0
b	Sneddon, Ian	2	Scotland	28	Defender	21	0	1	1
c	Solem, Jeff	5	U.S.A.	28.01.48	Defender	18	0	0	0
d	Short, Peter	4	England	27.10.44	Defender	19	3	1	7
e	Fisher, Hugh	7	Scotland	9.01.44	Midfield	22	0	4	4
f	Veitch, Tommy	6	Scotland	16.10.49	Midfield	21	1	3	5
g	Flater, Mike	11	U.S.A.	22.01.50	Forward	16	10	4	24
h	Cassidy, Nigel	9	England	7.12.45	Forward	20	1	1	3
i	Howe, Kevin	3	U.S.A.	24	Defender	10	1	0	2
j	Brady, David	21	U.S.A.	24	Midfield	5	0	0	0
k	Howe, Tommy	16	U.S.A.	5.10.49	Midfield	1	0	0	0
l	Ridley, Bob	19	England	30.05.42	Midfield	1	0	0	0
m	Dawes, Malcolm	15	England	3.03.44	Defender	19	2	3	7
n	Ntsoelengoe, Ace	8	South Africa	26.02.56	Forward	21	10	5	25
o	Ngcobo, Abednigo	17	South Africa	10.05.50	Forward	20	5	6	16
p	Motaung, Kaizer	10	South Africa	10.10.44	Forward	20	4	7	15
q	Sinclair, Roy		England	10.12.44	Midfield	10	0	0	0
r	Brown, Bruce	0	U.S.A.	21	Goalkeeper	10	0	0	0

Coach: John Young — Scotland.

Stadium: Jefferson County Stadium, Denver, Colorado.

1975 Results

							Blackmore	Sneddon	Solem	Short	Fisher	Veitch	Flater	Cassidy	Howe K	Brady	Howe T	Ridley	Dawes	Ntsoelengoe	Ngcobo	Motaung	Sinclair	Brown
1	Apr 27	Dallas	(a)	L 0-5		9,232	a	b	c	d	e	f	g	h	i	§	k	l						
2	May 2	Chicago	(a)	W 2-0	Flater, Ngcobo	4,536	a	b	c	d	e	f	g	h					m	n	o			
3	11	Portland	(h)	W 3-1	Ntsoelengoe, Flater, Ngcobo	4,267	a	b	c	d	e	f	g	h					m	n	o	§		
4	18	San Jose	(h)	W 2-1	Dawes, Flater	3,897	a	b	c		e	f	g	h					m	n	o	p		
5	23	Dallas	(a)	L 1-3	Flater	3,273	a	b	c		e	f	g	h					m	n	o	p	§	
6	28	Tampa Bay	(a)	L 2-3	Dawes, Flater	5,281	a	b	c	§	e	f	g	h					m	n	o	p		
7	30	Miami	(a)	L 0-2		4,156	a	b	c	§	e	f	g	h					m	n	o	p	§	
8	June 4	Los Angeles	(h)	W 4-1	Ntsoelengoe, Flater, Motaung, Cassidy	5,181			c	d	e	f	g	h					m	n	§	p	q	r
9	6	Chicago	(a)	L 0-1		4,094		b	c	§	e		g	h					m	n	o	p	q	r
10	7	Dallas	(h)	W 2-1	Ntsoelengoe, Flater	5,251		b	c		e	f	g	h					m	n	§	p	q	r
11	14	Seattle	(a)	L 1-2+	Ntsoelengoe	16,737	a	b	c	§	e	f		h					m	n	o	p	q	
12	18	St Louis	(h)	L 0-2		4,105		b	c	§	e	f	g	h					m	n	§	p	q	r
13	27	Philadelphia	(a)	L 0-1		5,007	a	b	c	d	e	f	g	h	§				m	n		p		
14	July 2	San Antonio	(h)	W 6-2	Ntsoelengoe, Flater, Motaung 2, Ngcobo 2	2,848		b		d	e	f	g	h	§	§			m	n	o	p		r
15	12	St Louis	(a)	W 5-2	Ntsoelengoe 2, Flater 2, Ngcobo	5,762	a	b		d	e	f	g	h					m	n	o	p		
16	13	Washington	(h)	L 1-2*	Ntsoelengoe	3,426		b		d	e	f	g	h	§	§			m	n	o	p		r
17	18	San Antonio	(a)	L 0-1		5,993	a	b	§	d	e	f	g	h	§				m	n	o	p		
18	23	Chicago	(h)	L 2-3+	Short, Howe	3,443		b	c	d	e	f			i	§			m	n	o	p	§	r
19	26	Baltimore	(h)	L 1-2	Motaung	2,818		b	c	d	e	f			i				m	n	o	p		r
20	31	Vancouver	(a)	L 0-6		4,528		b		d	e	f		h	i	§				n	o	p	q	r
21	Aug 3	San Antonio	(h)	W 2-1	Short, Ntsoelengoe	2,165	a	b	c	d	e	f		h	i					n	o	p		
22	7	St Louis	(h)	W 3-0	Short, Veitch, Ntsoelengoe	2,793	§	b	c	d	e	f		h	i				m	n	§	p	§	r

HARTFORD BI-CENTENNIALS

1975 Players



Arnie Mausser

C	Player	No.	Born/Citizen	Date/Age	Position	Regular Season			
a	Mausser, Arnold	1	U.S.A.	28.02.54	Goalkeeper	22	0	0	0
b	Chodakowski, Miroslav	4	Poland	28	Defender	21	0	0	0
c	Smuda, Franz	2	Poland	22.06.59	Defender	20	3	0	6
d	Harba, Dzelmaludin	5	Yugoslavia	14.06.48	Defender	9	0	0	0
e	Swierniak, Jan	8	Poland	32	Forward	15	0	0	0
f	Schellscheidt, Manfred	17	West Germany/U.S.A.	7.01.41	Midfield	17	2	2	6
g	Kelly, Edmond	16	Ireland/U.S.A.	26	Midfield	17	1	4	6
h	McCully, Charlie	9	Scotland/U.S.A.	30.04.47	Defender	20	4	2	10
i	Travljanin, Emir	7	Yugoslavia	26	Midfield	21	5	2	12
j	Fryatt, Jim	12	England	2.09.40	Forward	6	1	0	2
k	Davis, Phil	15	England	30	Defender	3	0	0	0
l	Chandler, Peter	6	U.S.A.	19.03.53	Defender	14	0	0	0
m	McCully, Henry	10	Scotland/U.S.A.	30.04.48	Forward	16	2	2	6
n	Welsh, Kevin	11	U.S.A.	26.10.53	Forward	16	0	0	0
o	O'Dea, Tom	13	Ireland	26	Defender	12	0	0	0
p	Caldwell, Lawrence	14	U.S.A.	22	Midfield	7	0	0	0
q	Chapla, George	3	U.S.A.	25	Defender	5	0	0	0
r	Garcia, Robert	18	Colombia/U.S.A.	5.10.53	Midfield	9	0	0	0
s	Clemencia, Reginald	19			Midfield	14	1	0	2
t	Bulgarelli, Giacomo		Italy	24.10.40	Forward	2	0	0	0
u	Mazzola, Ferrucio		Italy	1.02.45	Forward	1	0	0	0
v	Rajski, Mike	15	Poland	19.09.46	Forward	7	4	0	8
w	Barca, Miguel	22	U.S.A.	30.01.54	Goalkeeper	1	0	0	0

Coach: Manfred Schellscheidt — West Germany/United States.

Stadium: Dillon Stadium, Hartford, Connecticut.

1975 Results

							Mausser	Chodakowski	Smuda	Harba	Swierniak	Schellscheidt	Kelly	McCully C	Travljanin	Fryatt	Davis	Chandler	McCully H	Welsh	O'Dea	Caldwell	Chapla	Garcia	Clemencia	Bulgarelli	Mazzola	Rajski	Barca
1 Apr	25 Miami	(a)	L	0-4		4,087	a	b	c	d	e	f	g	h	i	j	k	§											
2 May	3 Boston	(h)	W	1-0	o.g.	3,028	a	b	c	d	e	f	g	h	i		§		m	n									
3	14 New York	(a)	W	2-1*	H.McCully	6,103	a	b	c	d	§	f	g	h	i				m	n	o								
4	17 Tampa Bay	(h)	L	1-3	Travljanin	3,410	a	b	c	d		f	g	h	i				m	n	o								
5	24 Vancouver	(h)	W	1-0	o.g.	3,210	a	b	c	d	e	f	g	h		j			m	n									
6	31 Philadelphia	(h)	L	2-3	Schellscheidt, Fryatt	3,660	a	b	c			f	g	h	i	j	k		m	n	§	§	§						
7 June	4 New York	(a)	L	1-2	C.McCully	5,227	a	b	c			f	g	h	i				m	n	o		§	r					
8	7 Seattle	(h)	L	2-4	Smuda, C.McCully	1,146	a		c		e	f	g	h	i	j			§	n		§	q	r					
9	14 Toronto	(a)	L	0-1		2,171	a	b	c			§	g	§	i	j		l		n	o			r	s				
10	27 Boston	(h)	L	1-3	Smuda	6,330	a	b	c		e	§	g	h	§	j		l		n	o				s				
11 July	3 Rochester	(h)	L	1-2	C.McCully	2,180	a	b	c		§	§	g	h	§			l		n	o				s	t	u		
12	9 Washington	(a)	L	0-1		2,045	a	b	c		e	f	§	h	i			l		§			q		s	t			
13	11 Portland	(h)	L	1-3	Clemencia	2,582	a	b		d	e	f			i			l	m			§	q	r	s				
14	13 Rochester	(a)	L	0-1		7,639	a	b		d	e	f			i			l	m			p		r	s				
15	16 Toronto	(h)	L	0-5		3,708	a	b	c	d	e	f	§	h	i			l	m	§					s				
16	21 Baltimore	(a)	L	2-3	Travljanin, Rajski	1,876	a	b	c	d		f		h	i			l	m	§					s			v	
17	25 San Jose	(a)	W	4-3*	Schellscheidt, C.McCully, H.McCully	16,238	a	b	c		§	f		h	i			l	m		o				s			v	
18	26 Los Angeles	(a)	L	0-5		8,239	a	b	c		e			h	i			l	m	§	o	§		§	s			v	
19 Aug	1 New York	(h)	W	3-1	Kelly, Rajski 2	8,546	a	b	c		§		g	h	i			l	m		o	§			s			v	
20	7 Toronto	(a)	L	1-2	Smuda	4,215	a	b	c				g	h	i				m		o			r	s			v	
21	9 Boston	(a)	L	0-3		5,139	a	b	c		e		g	h	§			l		n		p		r	§			v	
22	10 Rochester	(h)	W	4-1	Travljanin 3, Rajski	3,120	a	§	c				g	h	i			l	m	§	o			r	s			v	§

LOS ANGELES AZTECS

1975 Players



Julie Veee

C	Player	No.	Born/Citizen	Birthdate	Position	Regular Season				Play-offs			
a	Allison, Gary	1	West Germany	14.10.52	Goalkeeper	10	0	0	0				
b	Attack, Lee	13	England/U.S.A.	10.01.53	Defender	9	0	0	0	1	0	0	0
c	Moraldo, Ramon	3	Trinidad	18.07.51	Defender	22	1	0	2	1	0	0	0
d	Sibbald, Bobby	2	England	25.01.48	Defender	22	3	3	9	1	0	0	0
e	Lopez, José	15	Mexico/U.S.A.	25.04.51	Defender	16	2	1	5	1	0	0	0
f	Fishaa	6	Ethiopia		Midfield	12	3	2	8				
g	Ferguson, Michael	5	England	9.03.43	Midfield	21	2	2	6	1	0	0	0
h	Russell, Alex	8	England	21.02.44	Midfield	20	2	2	6	1	0	0	0
i	Banhoffer, Uri	9	Uruguay	14.01.48	Forward	20	14	9	37	1	0	0	0
j	Veee, Julie	14	Hungary/U.S.A.	22.02.50	Midfield	19	6	5	17	1	0	1	1
k	Douglas, Tony	11	Trinidad	16.08.52	Midfield	16	5	2	12	1	0	0	0
l	Mason, John	16	Scotland/U.S.A.	24.06.53	Midfield	8	0	2	2	1	1	0	2
m	Jones, Allan	4	Wales	6.10.45	Defender	20	0	1	1	1	0	0	0
n	McMillan, Doug	7	Scotland/U.S.A.	14.10.44	Forward	14	1	1	3				
o	Kazarian, Jerry	17		25.03.54	Forward	2	0	0	0				
p	Velazquez, Sergio	10	Mexico/U.S.A.	25.02.52	Forward	7	1	2	4				
q	Taylor, John	1	England	25.06.49	Goalkeeper	15	0	0	0	1	0	0	0
r	Fagan, Bernie		England	29.01.49	Defender	13	1	1	3	1	0	0	0
s	Brigida, Miguel		Mexico		Defender	4	0	0	0	1	0	0	0

Coach: Terry Fisher — United States.

Stadium: El Camino College, Los Angeles, California.

1975 Results

							Allison	Atack	Moraldo	Sibbald	Lopez	Fishaa	Ferguson	Russell	Banhoffer	Veee	Douglas	Mason	Jones	McMillan	Kazarian	Velazquez	Taylor	Fagan	Brigida
1 Apr	18	San Jose	(a)	W 2-1	Fishaa, Douglas	18,347	a	b	c	d	e	f	g	h	i	j	k	§							
2	26	San Antonio	(a)	W 3-0	Sibbald, Banhoffer, Veee	7,447	a	b	c	d	e		g	h	i	j	k	§	m	§					
3 May	3	St Louis	(h)	W 2-0	Veee, McMillan	7,920	a		c	d	e		g	§	i	j	§	l	m	n	o				
4	9	Vancouver	(h)	L 0-3		7,155	a	b	c	d	e	§	g	h	i	j			m	n					
5	11	Seattle	(a)	L 1-3	Velazquez	15,879	a	b	c	d		f	g	h		j			m	n	§	p			
6	16	Chicago	(a)	L 0-1		4,117	a	b	c	d	e	f	g	h	i	j				§		p			
7	23	Boston	(a)	L 0-3		7,432	a	b	c	d	e	f	g	h	i		k		§	n			§		
8	30	Seattle	(h)	W 4-1	Lopez, Banhoffer 2, Veee	7,043	a	b	c	d	e	f		h	i	j			m			p			
9 June	4	Denver	(a)	L 1-4	Fishaa	5,181	a		c	d	e	f	§	h	i	j			m	§		p	§	r	
10	7	San Jose	(h)	W 5-1	Sibbald, Banhoffer 2, Douglas 2	7,833		b	c	d		f	g		i	j	k		m	n			q		§
11	11	Vancouver	(a)	L 0-1+		9,168		b	c	d		f	g		i	j	k		m	n			q	§	
12	20	Rochester	(a)	W 1-0	Fishaa	4,513			c	d		f	g	h	i		k		m	n			q	r	
13	21	Toronto	(a)	L 3-4	Banhoffer 3	3,184			c	d		f	g	h	i		k		m	n			q	r	
14	27	Portland	(h)	L 1-2+	Russell	6,609			c	d		f	g	h	i	j	§		m	n			q	r	
15	29	Seattle	(a)	W 2-1*	Veee	16,360			c	d	e		g	h	i	j	k		m	§			q	r	
16 July	3	New York	(h)	W 5-1	Banhoffer 3, Veee, Douglas	12,176			c	d	e		g	h	i	j	k		m	§			q	r	§
17	8	Portland	(a)	L 1-4	Veee	17,765	§		c	d	e		g	h	i	j	k	§	m			§	q	r	
18	12	Vancouver	(h)	W 1-0	Ferguson	7,604			c	d	e		g	h	i	j	k		m				q	r	
19	19	Dallas	(h)	W 3-1	Moraldo, Douglas, Fagan	9,115			c	d	e		g	h	i	j	k	§	m				q	r	
20	26	Hartford	(h)	W 5-0	Lopez, Russell, Banhoffer 3	8,239			c	d	e		g	h	i	j	k	§	m			§	q	r	§
21 Aug	2	San Jose	(a)	L 1-2+	Ferguson	17,803			c	d	e		g	h		j	k	§	m			p	q	r	
22	9	Portland	(h)	W 1-0	Sibbald	10,231			c	d	e		g	h	i	j		l	m				q	r	§

Play-off

Aug	13	St Louis	(a)	L 1-2*	Mason	6,119		§	c	d	e		g	h	i	j	§	l	m				q	r	§												

MIAMI TOROS

1975 Players

David Proctor

C	Player	No.	Born/Citizen	Date/Age	Position	Regular Season				Play-offs			
a	Toriani, Osvaldo	1	Argentina	33	Goalkeeper	14	0	0	0	2	0	0	0
b	Guzman, Olindo	14	Argentina	25	Defender	20	2	0	4	2	0	0	0
c	Wright, Ralph	5	England	3.08.47	Defender	17	1	2	4				
d	Aguirre, Roberto	8	Argentina	10.02.46	Midfield	21	0	4	4	2	0	0	0
e	Tinsley, Alan	13	England	1.01.51	Midfield	14	3	1	7	2	0	1	1
f	Aranguiz, Esteban	4	Chile	25	Midfield	18	1	1	3	2	0	0	0
g	Sharp, Ronnie	10	Scotland	30.01.48	Midfield	21	1	12	14	2	0	1	1
h	Proctor, David	3	England/Canada	26.12.51	Forward	15	9	3	21	2	1	0	2
i	Archibald, Warren	11	Trinidad	15.11.46	Forward	21	4	7	15	2	1	0	2
j	David, Steve	7	Trinidad	3.11.50	Forward	21	23	6	52	2	0	1	1
k	Arguelles, Rafael	2	Cuba/U.S.A.	28	Forward	9	0	0	0				
l	Nuttal, Bill	18	U.S.A.	10.03.48	Goalkeeper	10	0	0	0				
m	Hamlyn, Alan	15	England/U.S.A.	5.01.47	Defender	12	0	0	0	1	0	0	0
n	Baumann, Steve	12	U.S.A.	16.09.52	Midfield	9	0	1	1	1	0	0	0
o	Jordan, Kip	16	U.S.A.	23	Defender	12	1	0	2				
p	Bodonczy, Nico	6	Chile/U.S.A.	26.02.55	Forward	13	2	2	6	2	0	0	0
q	Figaro, Selris	19	Trinidad	28	Defender	14	0	1	1	2	0	0	0
r	Ries, Don	17	U.S.A.	23	Defender	7	0	0	0	2	0	0	0
s	Jirasuradet, Trakoon	9	Thailand	26	Defender	7	0	1	1				

Coach: Dr Gregory Myers — United States.

Stadium: Orange Bowl, Miami, Florida.

1975 Results

							Toriani	Guzman	Wright	Aguirre	Tinsley	Aranguiz	Sharp	Proctor	Archibald	David	Arguelles	Nuttal	Hamlyn	Baumann	Jordan	Bodonczy	Figaro	Ries	Jirasuradet
1 Apr	17	St Louis	(h)	W 1-0	David	5,036	a	b	c	d	e	f	g	h	i	j	k								
2	25	Hartford	(h)	W 4-0	Tinsley, Sharp, David 2	4,087		b	c	d	e	f	g	§	i	j	k	l	§	n	§				
3	30	New York	(a)	W 3-2	Proctor, David 2	9,328		b	c	d	e	f	g	h	i	j		l	m			§			
4 May	2	Rochester	(h)	W 4-3	Proctor, Archibald, David 2	4,382	a	b	c	d	e	f	g	h	i	j			m			§			
5	9	Philadelphia	(a)	L 0-1		13,821		b	c	d	e	f	g	h	i			l	§	n		§	q		
6	16	Boston	(h)	W 4-2	Guzman, Proctor, David 2	1,906		b	c	d	e	f	g	h	i	j		l					q		
7	23	Washington	(a)	W 3-1	Proctor 2, David	8,643		b	c	d	e	f	g	h		j		l		n			q		
8	30	Denver	(h)	W 2-0	Proctor 2	4,156		b	c	d	e	f	g	h	i	j		l					q		
9 June	5	Tampa Bay	(h)	L 0-1		14,259		b	c	d	e	f	g	h	i	j		l	§			§	q		
10	11	Tampa Bay	(a)	W 2-0	David, Jordan	18,654	a	§	c	d	e		g	h	i	j			m		o		q		
11	20	Washington	(h)	W 8-0	Aranguiz, Proctor 2, David 5	4,481	a	b	c	d	e	f	g	h	i	j				§	§		q	§	
12	27	Baltimore	(h)	W 3-0	Guzman, Tinsley, David	3,498	a	b	c	d	e	f	g	h	i	j		§			§	§	q		
13 July	2	Baltimore	(a)	L 2-3	Wright, Tinsley	2,274	a	b	c	d	e	f	g	h	i	j				§			q		
14	8	Philadelphia	(a)	L 1-2	David	5,072		b	c	d		f	g	h	i	j	k	l	m		§	§			
15	10	Chicago	(a)	L 0-2		4,201	a	b	c	d		f	g	h	i	j				§	o	§	q	§	
16	13	Toronto	(a)	L 0-2		5,364	a	b	c	d			g		i	j			§	n	o	§		r	s
17	18	Philadelphia	(h)	L 1-2+	Archibald	3,790	a	b	c	d		f	g		§	j	§		m		o		q	r	§
18	23	Tampa Bay	(a)	L 1-5	David	11,415	§								i	j	k	l	m	n	o	p	q	r	s
19	25	Washington	(h)	W 2-1	Bodonczy, David	4,063	a	b		d		f	g		i	j	k					p	q		s
20 Aug	1	San Antonio	(a)	W 2-1+	David 2	3,837	a	b		d		f	g		i	j	k			§	§	p	q		s
21	2	Dallas	(a)	W 2-1+	Archibald 2	2,843	a	§		d		f	g		i	j	k		m		§	p		r	s
22	8	Baltimore	(h)	W 2-1	Bodonsky, David	4,469	a			d	e		g		i	j	k		m		§	p		r	s

Play-offs

Aug	13	Boston	(a)	W 2-1+	Proctor, Archibald	2,187	a	b		d	e	f	g	§	i	j				§		p	q	r													
	16	Tampa Bay	(a)	L 0-3		22,710	a	b		d	e	f	g	§	i	j			§			p	q	r													

NEW YORK COSMOS



Pelé

1975 Players

C	Player	No.	Born/Citizen	Birthdate	Position	Regular Season			
a	Sularz, Jerry	0	Poland	27.01.42	Goalkeeper	1	0	0	0
b	Mahy, Barry	2	England	21.01.42	Defender	15	1	1	3
c	Roth, Werner	4	Yugoslavia/U.S.A.	4.04.48	Defender	22	0	0	0
d	Masnik, Juan	3	Uruguay	2.03.43	Defender	6	0	0	0
e	Mardarescu, Gil	14	Romania	12.04.52	Midfield	5	0	0	0
f	Caetano, Omar	15	Uruguay	8.11.41	Defender	8	0	0	0
g	De La Fuente, Luis	23	Spain	7.02.48	Defender	12	1	1	3
h	Lamas, Alfredo	5	Uruguay	2.05.47	Midfield	16	0	0	0
i	Correa, Julio	7	Uruguay	9.07.48	Forward	21	4	9	17
j	Liveric, Mirko	8	Yugoslavia	16.08.43	Forward	21	5	5	15
k	Paredes, Americo	9	Uruguay	29.09.46	Forward	14	3	1	7
l	Fink, Joe	12	U.S.A.	31.07.51	Forward	16	6	2	14
m	Siega, Jorge	11	Brazil/U.S.A.	3.04.47	Forward	13	1	3	5
n	Nusum, Sam	1	Bermuda	3.10.43	Goalkeeper	17	0	0	0
o	Bradley, Gordon		England	23.11.33	Midfield	1	0	0	0
p	Kerr, Johnny	6	Scotland/Canada	15.10.43	Midfield	16	2	1	5
q	Scott, Carlos	10	Bolivia	18.01.52	Midfield	2	0	0	0
r	Dillon, Mike	20	England	29.09.52	Defender	12	1	0	2
s	Anastasio, Angelo	22	Italy/U.S.A.	24.09.51	Defender	1	0	0	0
t	Maria, Manoel	19	Brazil	29.02.48	Forward	12	1	1	3
u	Shpigler, Mordechai	21	Israel	19.08.44	Forward	17	6	4	16
v	Picciano, Tony	18	Argentina/U.S.A.	15.06.52	Defender	10	0	0	0
w	Pelé	10	Brazil	23.10.40	Forward	9	5	4	14
x	Primo, David	22	Israel	5.05.46	Forward	11	0	0	0
y	De	14	Brazil		Defender	3	0	0	0
z	Kuykendall, Kurt	0	U.S.A.	30.10.52	Goalkeeper	4	0	0	0
ø	Rowan, Brian	17	Scotland	28.06.48	Defender	3	0	0	0
‡	Ord, Tommy	24	England	15.10.52	Forward	4	2	0	4

Coach: Gordon Bradley — England.

Stadium: Downing Stadium, Randalls Island, New York.

1975 Results

							Sularz	Mahy	Roth	Masnik	Mardarescu	Caetano	De La Fuente	Lamas	Correa	Liveric	Paredes	Fink	Siega	Nusum	Bradley	Kerr	Scott	Dillon	Anastasio	Maria	Shpigler	Picciano	Pelé	Primo	De	Kuykendall	Rowan	Ord
1 Apr	30	Miami	(h)	L 2-3	Correa, Liveric	9,328	a	b	c	d	§	f	§	h	i	j	k	§	m															
2 May	3	Tampa Bay	(a)	L 0-1		8,378		b	c		§		g	h	i	j	k	§	m	n	o	p	§											
3	7	Baltimore	(h)	W 5-1	Correa, Liveric, Fink 3	7,016		b	c			f	g	h	i	j	§	l	m	n				r	§	§								
4	14	Hartford	(h)	L 1-2	Fink	6,103		b	c			f	g	h	i	j		l	m	n		§		r		§								
5	19	Toronto	(a)	W 2-1	Dillon, Liveric	4,796		b	c		§	f	g	h	i	j	§	l		n		p		r										
6	28	Vancouver	(h)	L 0-1		7,331		b	c			§	g	h	i	j	§	l		n		p		r		§	u							
7 June	4	Hartford	(h)	W 2-1	Liveric, Paredes	5,227		b	c		§	f	g	h	i	j	k	§		n				r			u	§						
8	7	Rochester	(a)	L 2-3	Shpigler 2	4,959			c			f	g	h	i	j	k	§		n		p		r			u	§						
9	10	Philadelphia	(a)	L 0-1		20,124			c		§		g	h	i	j		l		n		p	§	r			u	v						
10	18	Toronto	(h)	W 2-0	Correa, Shpigler	22,500		b	c					h	i	j				n		p		r		§	u	v	w					
11	27	Rochester	(a)	W 3-0	Fink, Siega, Pelé	14,562		b	c						i	j		l	§	n				r			u	v	w	x				
12	29	Washington	(a)	W 9-2	Mahy, Paredes, Fink, Maria, Kerr, Shpigler 2, Pelé 2	35,620		b	c						i		§	l	m	n		§		r		§	u	v	w	x				
13 July	3	Los Angeles	(a)	L 1-5	Shpigler	12,176		b	c						i	§	§	l	m	n				r			u	v	w	x				
14	5	Seattle	(a)	L 0-2		17,925		b	c						§	§	§	l	m	n		p		r			u	v	w	x				
15	9	Boston	(h)	W 3-1	De La Fuente, Correa, Kerr	18,126		b	c				g	h	i	§	§		m	n		p					u		w	x				
16	16	Portland	(h)	L 1-2	Pelé	13,423		b	c				g		i	j	k	§		n		p				§	u		w	x				
17	19	Toronto	(a)	L 0-3		21,573		b	c				g		i	j	k	§		n		p				§	u		w	x	§			
18	23	San Jose	(h)	W 2-1*	Pelé	11,137			c	d				§	i	j			§			p				t	u		w	§	y	z	ø	
19	30	Rochester	(h)	W 2-0	Ord 2	8,217			c	d				h	i	j			§							t	u			x		z	ø	‡
20 Aug	1	Hartford	(a)	L 1-3	Liveric	8,546			c	d				h	i	j			§			§				t	u			x		z	ø	‡
21	3	Boston	(a)	L 0-5		4,445			c	d				h	i	j		§				§				t	u	v		x	§	z		‡
22	6	Boston	(h)	W 1-0	Paredes	6,541			c	d		f		h		§	§		m	n		p				t	u	v						‡

PHILADELPHIA ATOMS

1975 Players

Roy Ellam

C	Player	No.	Born/Citizen	Date/Age	Position	Regular Season			
a	Rigby, Bob	1	U.S.A.	3.07.51	Goalkeeper	21	0	0	0
b	Smith, Bob	3	U.S.A.	23.09.51	Defender	21	2	1	5
c	Trevis, Derek	18	England	9.09.42	Defender	22	0	1	1
d	Straub, Bill	17	U.S.A.	11.08.51	Defender	15	0	0	0
e	Want, Tony	4	England	13.12.48	Defender	18	0	1	1
f	Bahr, Chris	6	U.S.A.	3.02.53	Midfield	22	11	2	24
g	Hope, Bob	8	Scotland	28.09.43	Midfield	20	4	6	14
h	McLaughlin, John	10	England	25.02.52	Midfield	22	7	4	18
i	Bean, Ralph	7	Bermuda	22	Forward	16	0	2	2
j	Lewis, Freddie	13	Bermuda	22	Forward	17	2	2	6
k	O'Neill, George	11	Scotland/U.S.A.	26.07.42	Midfield	5	1	1	3
l	Cavanagh, Tony	15	Northern Ireland	23	Forward	18	0	2	2
m	Ellam, Roy	5	England	13.01.43	Defender	16	1	0	2
n	Wingert, Norm	20	U.S.A.	25	Goalkeeper	4	0	0	0
o	Matos, Manny	14	Portugal	22	Midfield	17	1	1	3
p	Barto, Barry	2	U.S.A.	25	Midfield	13	0	1	1
q	Smith, Peter	9	England		Forward	1	0	0	0
r	Cummings, John				Forward	7	0	0	0
s	Galati, Tom	12	U.S.A.	17.11.51	Defender	10	1	0	2
t	Fryatt, Jim		England	2.09.40	Forward	5	0	1	1

Coach: Al Miller — United States.

Stadium: Veterans Stadium, Philadelphia, Pennsylvania.


Barry Barto


Tom Galati


Derek Trevis


Bob Rigby


Norm Wingert

1975 Results

						Rigby	Smith	Trevis	Straub	Want	Bahr	Hope	McLaughlin	Bean	Lewis	O'Neill	Cavanagh	Ellam	Wingert	Matos	Barto	Smith	Cummings	Galati	Fryatt
1	May 2	Baltimore	(a)	W 1-0	Bahr	4,120	a	b	c	d	e	f	g	h	i	j	§	l							
2	9	Miami	(h)	W 1-0	Smith	13,821	a	b	c	d	e	f	g	h	i	j	§	l							
3	11	St Louis	(a)	L 1-2*	McLaughlin	4,180	a	b	c	d	e	f	g	h	i			l	m	§	§				
4	16	Washington	(a)	L 1-2	O'Neill	10,860	a	b	c	§	e	f	g	h	i	j	§	l	m	§					
5	23	Toronto	(h)	L 0-1		7,132	a	b	c		e	f	g	h		§	k	l	m		o	§			
6	31	Hartford	(a)	W 3-2*	Hope, McLaughlin	3,660	a	b	c		e	§	g	h		§	k	l	m		o	p	§		
7	June 10	New York	(h)	W 1-0+	Bahr	20,124	a	b	c		e	f	g	h		§		l	m		o			r	§
8	13	Tampa Bay	(h)	L 1-2	Hope	5,819	a	b	c	§		f	g	h		§		l	m		o			r	s
9	17	Washington	(h)	W 3-2*	McLaughlin, Lewis	7,510	a	b	c	§		f	g	h		§		l	m		o			r	s
10	20	Chicago	(a)	L 2-6	Smith, Bahr	3,984	a	b	c	d	e	f	g	h		j		l	m			§			
11	27	Denver	(h)	W 1-0	Bahr	5,007	a	b	c		e	f	g	h	i	§		l	m		o	§			§
12	July 2	Washington	(h)	L 1-4	McLaughlin	2,140	a	b	c		e	f	g	h	i	§		l	m		o	§		§	
13	5	Boston	(a)	L 0-4		3,257		b	c	d	e	f	g	h	i					n	§	p		r	§
14	8	Miami	(h)	W 2-1	Bahr 2	5,072	a	b	c	d	e	f	g	h	i			l			o	§			
15	11	San Antonio	(h)	L 2-3	Bahr, Hope	4,012	a	b	c	d	e	f	g	h	§			l			o				t
16	18	Miami	(a)	W 2-1+	Bahr, Matos	3,790	a	b	c	§	e	f	g	h	i			l	m		o	§			
17	19	Tampa Bay	(a)	L 1-2	Bahr	10,103	a	b	c	§	e	f		h	i	§		l	m		o	p		§	
18	24	Dallas	(h)	L 1-2*	Ellam	3,503	a	b	c	§	e	f	g	h	i	§		l	m		o	§			
19	29	Tampa Bay	(h)	L 0-1*		4,517	a	b	c		e	f		h	§	i		l	m					r	s	§
20	Aug 1	Baltimore	(h)	W 4-2	McLaughlin 3, Lewis	3,530	a	b	c	d		f	§	h	§	j			m		§	p			s	t
21	8	Rochester	(a)	W 5-2	Bahr 2, Hope, Galati, o.g.	2,683	§		c	d	e	f	g	h	§	j				n	§	p			s	t
22	10	Baltimore	(a)	L 0-3		1,263	a	b	c			f	g	h	§	j			m		§	p		§	s	t

PORTLAND TIMBERS



Graham Day

1975 Players

C	Player	No.	Born/Citizen	Birthdate	Position	Regular Season				Play-offs			
a	Brown, Graham	1	England	21.03.46	Goalkeeper	21	0	0	0	3	0	0	0
b	Martin, Ray	2	England	23.01.45	Defender	16	0	0	0	3	0	0	0
c	Lynch, Barry	3	England	8.06.51	Defender	22	1	3	5	3	0	0	0
d	Hoban, Mike	4	England	6.04.52	Defender	16	0	0	0				
e	Day, Graham	5	England	22.11.53	Defender	20	2	4	8	3	0	1	1
f	Godfrey, Brian	6	Wales	1.05.40	Midfield	20	3	2	8	3	0	0	0
g	McLaren, Tom	7	Scotland	1.06.49	Midfield	20	1	1	3	3	0	0	0
h	Powell, Barry	8	England	29.01.54	Midfield	18	4	2	10	3	1	1	3
i	Withe, Peter	9	England	30.08.51	Forward	22	16	6	38	3	1	1	3
j	Gardner, Don	10	Jamaica	30.08.55	Forward	13	0	2	2				
k	Betts, Tony	14	England	31.10.57	Midfield	18	7	1	15	3	1	0	2
l	Kelly, Jimmy	11	Northern Ireland	6.02.54	Forward	20	2	8	12	3	0	0	0
m	Goldingay, Roger	16	England/U.S.A.	29.07.50	Forward	4	0	0	0				
n	Dangerfield, Chris	13	England	9.08.55	Forward	14	4	2	10	3	0	0	0
o	Anderson, Willy	12	Wales	26.01.47	Forward	17	3	9	15	3	0	1	1
p	Landry, Dave	22	Canada	21.07.51	Goalkeeper	1	0	0	0				

Coach: Vic Crowe — Wales.

Stadium: Civic Stadium, Portland, Oregon.

1975 Results

						Brown	Martin	Lynch	Hoban	Day	Godfrey	McLaren	Powell	Withe	Gardner	Betts	Kelly	Goldingay	Dangerfield	Anderson	Landry
1 May	2 Seattle	(h)	L 0-1		8,131	a	b	c	d	e	f	g	h	i	j	§	l				
2	7 Toronto	(h)	W 1-0	Withe	8,500	a	b	c	d	e	f	g	h	i	j	§	l				
3	11 Denver	(a)	L 1-3	Withe	4,267	a	b	c	d	e	f	g	h	i	j	§	l	§	§		
4	16 Vancouver	(a)	W 2-0	Powell, Betts	7,815	a	b	c	d		f	g	h	i		k	l			o	
5	27 Rochester	(h)	W 3-2+	Godfrey, Withe, Anderson	6,918	a		c	d	e	f	g	h	i		k	l		§	o	
6	30 Chicago	(h)	W 2-0	Withe, Anderson	9,526	a	b	c		e	f	g	h	i		k	l			o	
7 June	7 Vancouver	(h)	W 3-2+	Day, Godfrey, Betts	11,335	a	b	c		e	f	g	h	i		k	l			o	
8	14 San Jose	(a)	L 1-2	Kelly	17,889	a	b	c	§	e	f	g	h	i	§	k	l			o	
9	18 Dallas	(h)	W 3-0	Powell, Betts, Kelly	14,688	a	b	c	d	e		g	h	i		k	l			o	
10	21 San Antonio	(h)	W 1-0+	Anderson	14,080	a	b	c	d	e	§	g	h	i		k	l			o	
11	27 Los Angeles	(a)	W 2-1+	Withe 2	6,609	a	b	c	d		f	g	h	i	j	k			§	o	
12	28 San Jose	(a)	W 2-1	Withe, Dangerfield	18,883	a	b	c	d	e		g	h	i	j			§	n	o	
13 July	3 Vancouver	(h)	W 2-1	Betts, Dangerfield	18,278	a	b	c		e	f	g		i	j	k	l		n		
14	8 Los Angeles	(h)	W 4-1	Withe, Betts, Kelly, Dangerfield	17,765	a	b	c	§	e	f	g		i		k	l		n	o	
15	11 Hartford	(a)	W 3-1	Day, Withe, Betts	2,582	a		c	d	e	f	g		i	§	k	l	§	n	o	
16	12 Boston	(a)	L 1-2	Dangerfield	2,800	a	b	c	d	e	f	§		i	§	k	l		n	o	
17	16 New York	(a)	W 2-1	Godfrey, Withe	13,423	a		c	d	e	f	g	h	i	§		l		n	o	
18	19 St Louis	(a)	W 3-2+	Lynch, McLaren, Withe	6,902	a		c		e	f	g	h	i		k	l		n	o	
19	26 Seattle	(h)	W 2-1	Withe 2	27,310	a	b	c		e	f	g	h	i	§		l		n	o	
20	29 San Jose	(h)	W 3-2	Powell, Withe 2	23,005	a	b	c	d	e	f		h	i	j	§	l		n		
21 Aug	2 Seattle	(a)	L 2-3+	Powell, Withe	17,925	a		c	d	e	f	g	h	i			l		n	o	
22	9 Los Angeles	(a)	L 0-1		10,231			c		e	f		h	i	j	k	l	m	n	§	p

Play-offs

Aug	12 Seattle	(h)	W 2-1+	Powell, Betts	31,523	a	b	c		e	f	g	h	i		§	l		n	o	
	17 St Louis	(h)	W 1-0	Withe	33,503	a	b	c		e	f	g	h	i		§	l		n	o	
	24 Tampa Bay	(n†)	L 0-2		17,009	a	b	c		e	f	g	h	i		§	l		n	o	

†Played in San Jose

ROCHESTER LANCERS



Ardo Perri

1975 Players

C	Player	No.	Born/Citizen	Date/Age	Position	Regular Season			
a	Perri, Ardo	1	Italy	23.09.50	Goalkeeper	18	0	0	0
b	Trzaskowski, Antonio	4	Poland	6.04.41	Defender	19	1	3	5
c	Janduda, Josef	5	Poland	31	Defender	22	0	0	0
d	Lamptey, George	14	Ghana	27.08.51	Defender	16	0	0	0
e	Mitchell, Charlie	3	Scotland	18.05.48	Defender	22	0	1	1
f	Durante, Eli	12	Brazil	27	Forward	21	3	5	11
g	Cupello, Nelson	11	Brazil	28.08.51	Defender	12	1	0	2
h	Gibbs, George	16	England	23.12.53	Midfield	17	4	2	10
i	Odoi, Frank	10	Ghana	23.02.43	Midfield	17	2	2	6
j	Rymarczuk, Andy	15	U.S.A.	24	Forward	21	1	2	4
k	Ord, Tommy	9	England	15.10.52	Forward	18	14	4	32
l	Jijon, Edward	8	Ecuador	24	Forward	22	2	4	8
m	Niedziolka, Feliks	18	Poland	29	Defender	18	0	0	0
n	Escos, Francisco	6	Argentina	10.07.42	Midfield	15	1	1	3
o	Gilchrist, Leroy	17		23	Forward	1	0	0	0
p	Teixeira, Nene				Forward	2	0	0	0
q	May, Jim	20	U.S.A.	22.03.53	Goalkeeper	5	0	0	0
r	Newlyn, Lee				Forward	1	0	0	0
s	Gannon, Kevin	17	U.S.A.		Midfield	10	0	1	1
t	Berrington, Bill				Midfield	8	0	1	1
u	Lawal, Mohammed				Forward	5	0	0	0
v	Korte, Keith		U.S.A.		Defender	3	0	0	0
w	Madarescu, Gil		Rumania	12.04.52	Midfield	2	0	0	0

Coach: Ted Dimitru — Rumania.

Stadium: Holleder Memorial Stadium, Rochester, New York.

1975 Results

							Perri	Trzaskowski	Janduda	Lamptey	Mitchell	Durante	Cupello	Gibbs	Odoi	Rymarczuk	Ord	Jijon	Niedziolka	Escos	Gilchrist	Nene	May	Newlyn	Gannon	Berrington	Lawal	Korte	Madarescu
1 Apr	26	Tampa Bay	(a)	L	1-2+	Ord	12,133	a	b	c	d	e	f	§	h	§	j	k	l	m	§								
2 May	2	Miami	(a)	L	3-4	Gibbs, Ord 2	4,382	a	b	c	d	e	f	§	h	i	j	k	l			§							
3	9	Boston	(a)	W	2-0	Rymarczuk, Ord	6,912	a	b	c	d	e	f	§	h	i	j	k	l				§						
4	25	Seattle	(a)	L	0-1		17,086	a	§	c	d	e	f		h	§	j	k	l	m	n									
5	27	Portland	(a)	L	2-3+	Ord, Jijon	6,918	a		c	d	e	f		h	i	§	k	l	m	§		p							
6	30	Boston	(a)	L	2-3	Gibbs, Ord	3,104	a	§	c	d	e	f		h	§	j	k	l	m	n									
7 June	1	Vancouver	(h)	W	3-1	Durante 2, Ord	4,811		§	c	d	e	f		h	§	j	k	l	m	n			q						
8	6	San Jose	(a)	L	0-5		17,552	a	b	c		e	f	§	h	i	j	k	l	m	§				§					
9	7	New York	(h)	W	3-2	Odoi, Ord 2	4,959	a	§	c	d	e	f	§		i	j	k	l	m	n					§				
10	14	Boston	(h)	W	4-1	Trzaskowski, Cupello, Ord, Jijon	4,205	a	§	c	d	e	f	§		i	j	k	l	m	n					§				
11	20	Los Angeles	(h)	L	0-1		4,513	a	§	c	d	e	f	§		i	j	k	l	m	n									
12	22	Baltimore	(h)	L	1-2*	Ord	3,510	a	b	c	d	e	f	§		i	§	k	l	m	n					§				
13	27	New York	(h)	L	0-3		14,562	a		c	d	e	f		h	i	j	k	l	m						§	§			
14 July	3	Hartford	(a)	W	2-1	Durante, Ord	2,180	a	b	c		e	f		h		j	k	l	m	§					§	t			
15	6	Toronto	(a)	L	0-3		5,109		b	c		e	f	§	h	§	j	k	l	m				q		§	t			
16	13	Hartford	(h)	W	1-0	Ord	7,639	a		c	d	e			h	i	j	k	l	m	n					§	§			
17	18	Washington	(h)	L	1-2	Odoi	3,366	a	b	c	d	e	f		h	i		k	l		n					§	§	§		
18	23	Toronto	(h)	L	1-2	Ord	5,288		b	c	d	e	f		h	i	§	k	l					q		§		u		
19	30	New York	(a)	L	0-2		8,217	a	§	c	d	e	f	§			j		l	m						s	t	u	§	
20 Aug	1	Toronto	(h)	L	0-2		3,125		§	c		e	f	g	h		§		l	m				q			§	u	v	w
21	8	Philadelphia	(h)	L	2-5	Gibbs 2	2,683	§	b	c		e	f		h		j		l	m	§			q			t	§	v	
22	10	Hartford	(a)	L	1-4	Escos	3,120	a	b	c		e	f	g	h		j		l	m	n									§

ST LOUIS STARS



John Pisani

1975 Players

C	Player	No.	Born/Citizen	Birthdate	Position	Regular Season				Play-offs			
a	Jokerst, Dave	21	U.S.A.	1.01.48	Goalkeeper	3	0	0	0				
b	Hausmann, Larry	7	U.S.A.	11.08.41	Defender	13	0	0	0	2	0	0	0
c	Frank, Steve	4	U.S.A.	.48	Defender	22	0	0	0	2	0	0	0
d	Rensing, Gary	16	U.S.A.	5.10.47	Defender	22	0	0	0	2	0	0	0
e	Verdi, Roger	6	Kenya/Britain	4.02.53	Defender	21	0	0	0	2	0	0	0
f	O'Leary, Bob	5	U.S.A.	3.01.52	Midfield	10	2	1	5	2	0	0	0
g	Sewell, John	2	England	7.07.36	Defender	7	0	3	3				
h	Burnett, Dennis	18	England	27.09.44	Midfield	21	4	4	12	2	0	0	0
i	Trost, Al	12	U.S.A.	7.02.49	Midfield	22	6	2	14				
j	Matteson, Bob	3	U.S.A.	2.06.52	Defender	20	0	2	2	2	0	0	0
k	Bokern, Jim	15	U.S.A.	16.04.52	Forward	17	1	1	3	2	0	0	0
l	Vaninger, Denny	9	U.S.A.	14.03.52	Forward	4	2	1	5				
m	Geimer, Gene	20	U.S.A.	31.01.49	Forward	13	3	2	8	2	0	0	0
n	Seerey, Mike	10	U.S.A.	23.10.50	Forward	13	0	3	3	2	0	0	0
o	Pisani, John	17	U.S.A.		Forward	14	1	2	4				
p	Bonetti, Peter	1	England	27.09.41	Goalkeeper	19	0	0	0	2	0	0	0
q	Hawley, John	14	England	8.05.54	Forward	20	11	2	24	2	1	0	2
r	Carenza, John	11	U.S.A.	3.01.56	Defender	17	3	6	12	2	0	0	0
s	McBride, Pat	8	U.S.A.	13.11.43	Midfield	15	1	3	5	2	0	0	0

Coach: John Sewell — England.

Stadium: Francis Field, Washington University, St Louis, Missouri.

1975 Results

						Jokerst	Hausmann	Frank	Rensing	Verdi	O'Leary	Sewell	Burnett	Trost	Matteson	Bokern	Vaninger	Geimer	Seerey	Pisani	Bonetti	Hawley	Carenza	McBride
1 Apr	17 Miami	(a)	L 0-1		5,036	a	b	c	d	e	f	§	h	i	§	k	l	m	§					
2	19 Dallas	(h)	W 3-0	O'Leary, Vaninger 2	8,121	a	b	c	d	e	f		h	i	§	k	l	m	§	§				
3 May	2 San Jose	(a)	L 1-2	Hawley	17,553		b	c	d	e	f		h	i	§	k	l				p	q		
4	3 Los Angeles	(a)	L 0-2		7,920		§	c	d	e	f	g	h	i	§	k	l				p	q		
5	9 San Antonio	(a)	W 3-2*	Carenza, Hawley	1,835		b	c	d	e	f	g		i	§	k		§	n		p	q	§	
6	11 Philadelphia	(h)	W 2-1*	Hawley	4,180		b	c	d	e		g	h	i	§	k		§	n		p	q	§	
7	18 Seattle	(h)	W 3-2*	Trost, Burnett	5,127		b	c	d	e			h	i	j	k		§	n		p	q	§	§
8	24 San Antonio	(h)	W 1-0	Hawley	2,831		b	c	d	e			h	i	j	k			n	§	p	q	§	§
9	30 Washington	(a)	W 4-3*	Burnett 2, Pisani	7,238		b	c	d	e			h	i	§	k			n	§	p	q	§	s
10	31 Baltimore	(a)	W 3-1	Trost, Hawley 2	3,000			c	d			g	h	i	j	§			n	o	p	q	§	s
11 June	6 Dallas	(a)	L 2-3+	Geimer 2	3,426			c	d	e		g	h	i	§			m		o	p	q	§	s
12	7 Chicago	(h)	W 1-0+	O'Leary	6,832			c	d	e	§	§	h	i	j			m		o	p	q	§	s
13	18 Denver	(a)	W 2-0	Hawley, McBride	4,105			c	d	e			h	i	j				n	o	p	q	§	s
14	21 Tampa Bay	(h)	L 1-2*	Geimer	7,731			c	d	e	§		h	i	j	§		m		o	p	q	§	s
15	27 Chicago	(a)	L 0-1*		4,407			c	d	e			h	i	j			m		o	p	q	§	s
16	29 Vancouver	(h)	W 2-1	Hawley 2	4,217			c	d	e			h	i	j	§		m		o	p	q	§	s
17 July	5 Dallas	(a)	W 2-0	Trost, Burnett	4,693			c	d	e	§		h	i	j			m		o	p	q	§	s
18	12 Denver	(h)	L 2-5	Carenza, Trost	5,762			c	d	e	§		h	i	j	§		m		o	p	q	§	s
19	19 Portland	(h)	L 2-3+	Carenza, Hawley	6,902		b	c	d	e			h	i	§	k			n	§	p	q	§	s
20	26 San Antonio	(h)	W 1-0	Trost	7,129		b	c	d	e			h	i		k			n		p	q	§	s
21 Aug	2 Chicago	(h)	W 3-2	Trost, Bokern, Hawley	7,945		b	c	d	e			h	i		k			n		p	q	§	s
22	8 Denver	(a)	L 0-3		2,793	a	b	c	d	§	f		h	i	j	§		m	§	o		q		

Play-offs

Aug	13 Los Angeles	(h)	W 2-1*	Hawley	6,199		b	c	d	e	f		h		§	k		§	n		p	q	§	s
	17 Portland	(a)	L 0-1		33,503		b	c	d	e	f		h		§	k		§	n		p	q	§	s

SAN ANTONIO THUNDER

1975 Players



Mark Stahl

C	Player	No.	Born/Citizen	Date/Age	Position	Regular Season			
a	Sanchez, Blas		Mexico	32	Goalkeeper	4	0	0	0
b	Forteis, Raul	2	Argentina	27	Defender	5	0	0	0
c	McKernan, John	3	Scotland	23	Defender	20	0	1	1
d	Califano, Daniel	4	Argentina	30	Defender	8	0	0	0
e	Stahl, Mark	5	U.S.A.	25.08.53	Defender	16	0	0	0
f	Marotte, Luis	10	Uruguay	14.10.44	Midfield	20	2	1	5
g	Wolfe, Eduardo				Midfield	1	0	0	0
h	Doherty, Jim	11	Scotland	23	Midfield	22	2	1	5
i	Blanco, Roberto	6	Mexico	24	Defender	9	0	0	0
j	Hylkema, Gerard	7	Holland	29	Forward	3	0	0	0
k	Carenza, Chris, J.	9	U.S.A.	3.03.52	Defender	17	0	1	1
l	Martinez, Pedro	12	Mexico	21.02.48	Midfield	18	0	1	1
m	Filotis, Paynof	13	Turkey	25	Forward	7	1	1	3
n	Nersepean, Yeprem	15	Turkey	4.12.46	Defender	9	0	0	0
o	Hasanbegovic, Jado	14	Yugoslavia	8.01.48	Forward	11	0	2	2
p	Berico, José	16	Brazil	29.11.47	Defender	20	5	0	10
q	Costa, Renato	8	Brazil	12.02.48	Midfield	14	2	0	4
r	Cavallero, Trini	20		23	Goalkeeper	5	0	0	0
s	Diane, Mori	17	Nigeria	22	Forward	17	2	3	7
t	Ferrera				Forward	1	0	0	0
u	Blanco, Sergio		Mexico		Goalkeeper	13	0	0	0
v	Sagastume, Luis				Defender	9	0	0	0
w	Marcio, José				Forward	12	5	3	13
x	Mickelwright, John				Forward	1	0	0	0
y	Carey, Chuck		U.S.A.	12.08.53	Defender	8	0	0	0
z	McTavish, Creswell				Forward	11	2	0	4
ø	Counce, Dan		U.S.A.	22.10.51	Forward	10	2	0	4
‡	Forrest, Jim		Scotland	22.09.44	Forward	4	0	0	0

Coach: Alex Periolli — Albania, replaced by Don Batie — United States. Stadium: North East Stadium, San Antonio, Texas.

1975 Results

							Sanchez	Forteis	McKernan	Califano	Stahl	Marotti	Wolf	Doherty	Blanco R	Hylkema	Carenza	Martinez	Filotis	Nersepian	Hasanbegovic	Berico	Costa	Cavallero	Diane	Ferrera	Blanco S	Sagastume	Marcio	Mickelwright	Carey	McTavish	Counce	Forrest
1 Apr	17	Dallas	(h)	W	2-1+	Doherty, Filotis	5,142	a	b	c	d	e	f	g	§	i	j	k	§	m														
2	26	Los Angeles	(a)	L	0-3		7,447	a	b	c	d	e	f		h	i	j		l	m	§	§												
3 May	3	Washington	(h)	L	0-2		5,370	a	b	c		e	f		h	§		§	l	m	§	o	p	q										
4	9	St Louis	(h)	L	2-3*	Berico 2	1,835	a		c	d		f		h	i	j	k	§	m	§	o	p	§										
5	16	San Jose	(h)	L	1-2	Berico	3,853		b	c	d		f		h	i				m	§	o	p	§	r	s								
6	21	Chicago	(h)	L	1-2	Doherty	3,711			c	d		f		h	i			l	m	§	o	p	q	r									
7	24	St Louis	(a)	L	0-1		2,831			c	d		f		h	i		k	l	§	n		p	§	r	s								
8	31	Tampa Bay	(h)	L	0-4		4,619		b	c	d	e	f		h			§	l		§	o	p	§	r	s								
9 June	4	Vancouver	(a)	L	0-3		7,514				d	e	f		h	i			l		§		p	q	r	s	t							
10	14	Dallas	(h)	W	2-1	Diane, Marzio	5,542					e	f		h	§		k	l		§	o	p	q		s		u	§	w				
11	21	Portland	(a)	L	0-1+		14,080			c		e	f		h			k				o	p	q		s		u	§	w	§				
12 July	2	Denver	(a)	L	2-6	Marzio, McTavish	2,848			c		e			h			k	l				p	q		s		u		w		§	§	ø	
13	4	Chicago	(h)	W	4-0	Costa 2, Diane, McTavish	5,432			c		e			§			k	l			§	p	q		s		u		w		§	z	ø	
14	9	Baltimore	(a)	W	3-2	Berico, Marzio 2	1,781			§		e	§		h			k	l				p	q		s		u	§	w		y	z		
15	11	Philadelphia	(a)	W	3-2	Marotti, Marzio, o.g.	4,012			c			§		§			k	l				p	q		s		u		w		y	z	ø	
16	18	Denver	(h)	W	1-0	Carenza	5,993			c		e	§		§			k	l				p	q		s		u	§	w			z	ø	
17	25	Chicago	(a)	L	1-2*	Marotti	6,412			c		e	§		§			k	l				p			s		u	v	w		§	z	ø	
18	26	St Louis	(a)	L	0-1		7,129			c		e	f		h			k	l				p			s		u	v			§	§	ø	
19 Aug	1	Miami	(h)	L	1-2+	Counce	3,837			c		e	f		§			k	l				p			s		u	§	§			z	ø	‡
20	3	Denver	(a)	L	1-2	Counce	2,165			c			f		§			k				§	p			s		u	§	w		y	z	ø	‡
21	6	Seattle	(h)	L	0-1		3,194			c		e	f		§				l				p			s		u		w		y	§	ø	‡
22	9	Dallas	(a)	L	0-5		5,221			c		e	f		§			k				o	p			s		u	§	w			§	ø	‡

SAN JOSE EARTHQUAKES

1975 Players

Boris Bandov

C	Player	No.	Born/Citizen	Date/Age	Position	Regular Season			
a	Ivanow, Mike	1	China/U.S.A.	9.01.48	Goalkeeper	21	0	0	0
b	Demling, Buzz	2	U.S.A.	21.09.48	Defender	19	0	2	2
c	Lees, Terry	12	England	30.06.52	Defender	17	1	1	3
d	Gavric, Momcilo	5	Yugoslavia	14.08.38	Defender	21	0	0	0
e	Hernandez, Mani	6	Spain/U.S.A.	2.04.48	Forward	12	0	0	0
f	Welch, Art	7	Jamaica/U.S.A.	16.04.44	Forward	22	2	4	8
g	Counce, Dan	9	U.S.A.	22.10.51	Forward	6	0	1	1
h	Child, Paul	10	England	8.12.52	Forward	21	4	7	15
i	Roboostoff, Archie	14	China/U.S.A.	9.10.51	Forward	21	4	7	15
j	Kemp, Davie	13	Scotland	5.08.50	Defender	14	0	0	0
k	Moore, Johnny	8	Scotland/U.S.A.	28.08.47	Midfield	18	2	3	7
l	Zaczinski, Zenon	16	Poland	32	Midfield	1	0	0	0
m	Quiros, William	17	Costa Rica	10.10.41	Midfield	1	0	0	0
n	Zylker, Jim	20	U.S.A.	24	Midfield	15	1	1	3
o	Bandov, Boris	11	Yugoslavia/U.S.A.	23.11.53	Forward	20	5	2	12
p	Mitic, Ilija	15	Yugoslavia	19.07.40	Forward	16	13	3	29
q	Craig, Derek	16	England	28.07.52	Defender	18	2	0	4
r	Kazarian, Jerry		U.S.A.	25.03.54	Midfield	3	0	0	0
s	Calloway, Laurie		England	7.06.45	Defender	10	1	1	3
t	Johnstone, Jimmy		Scotland	30.09.44	Forward	10	0	4	4
u	St Clair, Gary	21	U.S.A.	7.08.52	Goalkeeper	3	0	0	0

Coach: Ivan Toplak — Yugoslavia, replaced by Momcilo Gavric — Yugoslavia.

Stadium: Spartan Stadium, San Jose, California.



Paul Child

Mani Hernandez



Ilija Mitic



Johnny Moore

1975 Results

							Ivanow	Demling	Lees	Gavric	Hernandez	Welch	Counce	Child	Roboostoff	Kemp	Moore	Zaczinski	Quiros	Zylker	Bandov	Mitic	Craig	Kazarian	Calloway	Johnstone	St.Clair
1 Apr	18	Los Angeles	(h)	L 1-2	Child	18,347	a	b	c	d	e	f	§	h	i	j	§	l	m								
2 May	2	St Louis	(h)	W 2-1	Mitic 2	17,553	a	b	c	d	e	f	g	h	§					n	o	p					
3	10	Vancouver	(h)	L 1-2	Child	17,632	a	b	c	d	e	f	§	h	i					n	o	p					
4	16	San Antonio	(a)	W 2-1	Bandov, Roboostoff	3,853	a	b	c	d	e	f		h	i	§				n	§	p	q				
5	18	Denver	(a)	L 1-2	o.g.	3,897	a	b	c	d	§	§		h	i	j	§			n	o	p	q				
6	23	Chicago	(a)	W 3-2*	Craig, Moore	4,081	a	b	c	d	e	§	g		i	§	k			n		p	q				
7	25	Toronto	(a)	L 2-3+	Zylker, Mitic	2,431	a	b	c	d	§	f		h	i		k			n	§	p	q				
8	31	Dallas	(h)	L 0-1		18,027	a	b	c	d	e	f		h	§		k			n	o		q				
9 June	6	Rochester	(h)	W 5-0	Bandov, Mitic, Child 2, Craig	17,552	a	b	c	d	§	f		h	§	§	k			n	o	p	q				
10	7	Los Angeles	(a)	L 1-5	Mitic	7,833	a	b	c	d	§	f	§	h		§	k			n	o	p	q				
11	14	Portland	(h)	W 2-1	Mitic 2	17,889	a	b	c	d		f	g	h	§						o	p	q	r			
12	19	Vancouver	(a)	W 3-2+	Mitic 2, Roboostoff	9,424	a	b	c	d	§	f		h	§	j	§				o	p			s	t	
13	21	Seattle	(a)	L 1-5	Roboostoff	16,710	a	b	c			f		h	i	§	k				§	p	q		s	t	
14	28	Portland	(h)	L 1-2	Lees	18,883		b	c	d		f		h	§		§			n	§	p	q		s	t	u
15 July	12	Seattle	(h)	L 2-3*	Mitic 2	18,672	§	b	c	d		§		h	§		k			n	o	p	q			t	u
16	19	Boston	(h)	L 0-1		18,598	a	b	c	d		§		h	§		§			n	o	p	q		s	t	
17	23	New York	(a)	L 1-2*	Welch	11,137	a	b	c	d		§		§	i	§	§			n	o		q		s	t	
18	25	Hartford	(h)	L 3-4*	Mitic, Moore, Calloway	16,238	a	b		d		f		h	§	§	§			n	o	p	q		s	t	
19	29	Portland	(a)	L 2-3	Bandov 2	23,005	a	b		d	e	f		§	i	j	§				o		q		s	t	§
20 Aug	2	Los Angeles	(h)	W 2-1+	Mitic, Roboostoff	17,803	a			d		f		§	i	j	k				o	p	q		s	t	
21	7	Vancouver	(a)	L 0-4		5,461	a			d		f		h	i	j	k				o		q	§	s	t	
22	9	Seattle	(a)	W 2-1	Welch, Bandov	17,925	a			d		f		h	i	j	k			n	o		q	§	s		

SEATTLE SOUNDERS



John Rowlands

1975 Players

C	Player	No.	Born/Citizen	Birthdate	Position	Regular Season				Play-offs			
a	Watling, Barry	1	England	16.07.46	Goalkeeper	22	0	0	0	1	0	0	0
b	Webster, Adrian	16	England	6.11.51	Defender	21	0	0	0	1	0	0	0
c	Gillett, David	17	Scotland	2.04.51	Defender	22	1	2	4	1	0	0	0
d	Stephens, Alan	12	England	13.10.52	Defender	22	0	2	2	1	0	0	0
e	Liotart, Hank	10	Holland/U.S.A.	15.11.43	Midfield	16	2	3	7	1	0	0	0
f	Butler, Dave	8	England	30.03.53	Forward	19	5	3	13	1	0	0	0
g	Baldwin, Tommy	4	England	10.06.45	Forward	16	5	0	10	1	0	0	0
h	Rowlands, John	18	England	7.02.47	Forward	21	9	5	23	1	1	0	2
i	Van't Land, Tjeert	19	Holland	25.02.54	Forward	19	6	2	14	1	0	0	0
j	Gabriel, Jim	6	Scotland	10.10.40	Midfield	20	2	2	6	1	0	0	0
k	Fagan, Bernie	15	England	29.01.49	Midfield	5	0	0	0				
l	Sinclair, Roy	7	England	10.12.44	Midfield	1	0	0	0				
m	Cannon, Otey		U.S.A.		Forward	2	0	0	0				
n	D'Errico, Dave	2	U.S.A.	3.06.52	Defender	15	1	0	2				
o	Crossley, Paul	11	England	14.07.48	Forward	20	4	12	20	1	0	1	1
p	England, Mike	5	Wales	2.12.41	Defender	19	2	6	10	1	0	0	0
q	Fernandez, Pepe	9	Uruguay	14.07.43	Forward	11	1	2	4				
r	Griffiths, Arfon	3	Wales	23.08.41	Midfield	15	1	4	6	1	0	0	0
s	Logush, Tim	13	U.S.A.	16.09.52	Forward	4	0	0	0				
t	Matos, Manny	14	U.S.A.	9.05.53	Defender	2	0	0	0				

Coach: John Best — England.

Stadium: Memorial Stadium, Seattle, Washington.

1975 Results

							Watling	Webster	Gillett	Stephens	Liotart	Butler	Baldwin	Rowlands	Van't Land	Gabriel	Fagan	Sinclair	Cannon	D'Errico	Crossley	England	Fernandez	Griffiths	Logush	Matos
1 Apr	26 Vancouver	(a)	L	1-2	Van't Land	7,753	a	b	c	d	e	f	g	h	i	j	§	l	§							
2 May	2 Portland	(a)	W	1-0	Gabriel	8,131	a	b	c	d	e	f	g	h	§	j	k		§	n						
3	3 Toronto	(h)	W	2-1	Baldwin, Rowlands	14,252	a	b	c	d	e	f	g	§		j	k			n	o					
4	11 Los Angeles	(h)	W	3-1	Butler, Rowlands, Van't Land	15,879	a	b	c	d	e	f	g	h	§					n	o	p	§			
5	16 Dallas	(a)	W	1-0	Crossley	4,107	a	b	c	d		f	g	h	§	j	§			n	o	p				
6	18 St Louis	(a)	L	2-3*	Butler, Baldwin	5,127	a	b	c	d	§	f	g	h	§	j	§			n	o	p				
7	25 Rochester	(h)	W	1-0	Butler	17,086	a	b	c	d	e	f		h	i	j				§	o	p				
8	30 Los Angeles	(a)	L	1-4	England	7,043	a	b	c	d	e	f			§	j				n	o	p	§	r	§	
9 June	1 Chicago	(h)	W	2-1	Butler, D'Errico	16,366	a	b	c	d	§	f	g	h		j				§	o	p	§	r		
10	6 Boston	(a)	L	1-2†	Rowlands	2,104	a	b	c	d		f	g	h	§	j					o	p	§	r		
11	7 Hartford	(a)	W	4-2	Butler, Rowlands, Crossley, Van't Land	1,146	a	b	c	d		f		h	§	j					o	p	q	r	§	
12	14 Denver	(h)	W	2-1+	Fernandez, Van't Land	16,737	a	b	c	d		f		h	§	j				n	o	p	§	r		
13	21 San Jose	(h)	W	5-1	Rowlands 2, Van't Land 2, o.g.	16,710	a	b	c	d			g	h	i	§				n	o	p	§	r		§
14	29 Los Angeles	(h)	L	1-2*	Griffiths	16,360	a	b	c	d	§	§		h	i					n	o	p	q	r		
15 July	5 New York	(h)	W	2-0	Liotart, Baldwin	17,925	a	b	c	d	§	§	g	h	i	j				§	o	p		r		
16	10 Vancouver	(a)	L	1-2	Crossley	7,205	a	b	c	d	§	f	g	h	§	j					o	p		r		
17	12 San Jose	(a)	W	3-2*	Liotart, Rowlands	18,672	a	b	c	d	e	f		h	§	j				§	o	p		r		
18	19 Vancouver	(h)	W	3-0	Rowlands, Crossley	17,925	a	b	c	d	e			§	i	j				§	o	p		r	§	
19	26 Portland	(a)	L	1-2	Gillett	27,310	a	b	c	d	e		§	h	i	j					o	p	§	r		
20 Aug	2 Portland	(h)	W	3-2+	England, Baldwin, Rowlands	17,925	a	b	c	d	e	§	g	h	i	§					o	p		r		
21	6 San Antonio	(a)	W	1-0	Gabriel	3,194	a	b	c	d	e	f	g	h	§	§					o	p	§	r		
22	9 San Jose	(h)	L	1-2	Baldwin	17,925	a		c	d		§	g	h		j				n	§	§	q	r	s	t

†Seattle awarded game 1-0 after protest

Play-off

Aug	12 Portland	(a)	L	1-2+	Rowlands	31,523	a	b	c	d	e	f	g	h	§	§					o	p		r																	

TAMPA BAY ROWDIES

1975 Players



Farrukh Quraishi

C	Player	No.	Born/Citizen	Birthdate	Position	Regular Season				Play-offs			
a	Hewitt, Mike	1	Scotland	14.07.44	Goalkeeper	10	0	0	0				
b	Quraishi, Farrukh	2	Iran/England	13.11.51	Defender	21	0	1	1				
c	Linton, Malcolm	5	England	13.02.52	Defender	20	0	0	0	3	0	0	0
d	Bluem, John	16	U.S.A.	17.04.53	Defender	2	0	0	0				
e	Pringle, Alex	3	Scotland	8.11.58	Defender	14	1	0	2	3	0	0	0
f	Connell, Mike	6	South Africa	1.11.56	Defender	20	1	1	3	3	0	0	0
g	Boyle, John	4	Scotland	25.12.46	Midfield	21	3	4	10	3	1	0	2
h	Smethurst, Derek	12	South Africa	24.10.47	Forward	22	18	3	39	3	1	1	3
i	Sissons, John	14	England	30.09.45	Forward	19	5	8	18	3	0	2	2
j	Wark, Doug	11	Scotland/U.S.A.	24.12.51	Midfield	13	0	1	1				
k	Garber, Randy	8	U.S.A.	19.08.52	Midfield	12	1	1	3				
l	Hartze, Bernard	7	South Africa	3.03.50	Midfield	6	1	1	3				
m	Firmani, Eddie		South Africa/Italy	7.08.33	Forward	1	0	0	0				
n	Jump, Stewart	13	England	27.01.52	Defender	21	0	1	1	3	0	0	0
o	Lindsay, Mark	15	England	6.03.55	Midfield	18	1	2	4	3	0	1	1
p	Scullion, Stewart	10	Scotland	18.04.47	Forward	18	7	7	21	3	1	0	2
q	Best, Clyde	9	Bermuda	24.02.51	Forward	19	6	5	17	3	2	1	5
r	Hammond, Paul	1	England	26.07.53	Goalkeeper	12	0	0	0	3	0	0	0
s	Austin, Eddie	17	Scotland/U.S.A.	14.03.52	Forward	6	0	1	1				
t	Auguste, Arsene	18	Haiti	3.02.51	Defender	6	0	0	0	1	1	0	2

Coach: Eddie Firmani — South Africa/Italy.

Stadium: Tampa Stadium, Tampa, Florida.

1975 Results

							Hewitt	Quraishi	Linton	Bluem	Pringle	Connell	Boyle	Smethurst	Sissons	Wark	Garber	Hartze	Firmani	Jump	Lindsay	Scullion	Best	Hammond	Austin	Auguste
1	Apr 26	Rochester	(h)	W	2-1+	Pringle, Smethurst	12,133	a	b	c	d	§	f	g	h	i	j	k	l	§						
2	May 3	New York	(h)	W	1-0	Scullion	8,378	a	b	c		e	f	g	h	i	j		l		n	§	§			
3	9	Washington	(a)	L	0-3		10,340	a	b	c	§	e	f	g	h	i					n	o	p	§		
4	14	Boston	(h)	W	3-1	Smethurst, Best 2	6,117			c			f	g	h	i	j	§			n	o	p	q	r	
5	17	Hartford	(a)	W	3-1	Boyle, Best, Wark	3,410		b	c			f	g	h		j		§		n	o	p	q	r	
6	21	Baltimore	(a)	W	2-1	Boyle, Smethurst	3,648		b	c			f	g	h	§	j				n	o	p	q	r	
7	28	Denver	(h)	W	3-2	Scullion 2, o.g.	5,281		b	c			f	g	h	i	§				n	o	p	q	r	
8	31	San Antonio	(a)	W	4-0	Smethurst, Best, Garber, Hartze	4,619	a	b	c		e	f		h	i	j	§	§		n		p	q		§
9	June 6	Miami	(a)	W	1-0	Smethurst	14,259		b	c			f	g	h	i	§	§			n	o	p	q	r	
10	11	Miami	(h)	L	0-2		18,654	a	b	c			f	g	h	i	§				n	o	p	q		
11	13	Philadelphia	(a)	W	2-1	Scullion, Best	5,819		b	c			f	g	h		j	k	§		n		p	q	r	
12	20	Dallas	(a)	L	0-1*		4,179		b	c			f	g	h	i	§	§			n	o	p	q	r	
13	21	St Louis	(a)	W	2-1*	Smethurst	7,731	a	b	c		§	f	g	h	i		§			n	o	p	q		
14	28	Baltimore	(h)	W	6-1	Scullion 2, Smethurst, Sissons 3	8,610		b	c		e		g	h	i		§	§		n	o	p	q	r	§
15	July 12	Baltimore	(h)	W	4-0	Lindsay, Smethurst 2, Sissons	13,400	a	b	c		e		g	h	i					n	o	p	q		
16	19	Philadelphia	(h)	W	2-1	Smethurst 2	10,103	a	b	c		e	§	g	h	i					n	o	p	q			§
17	23	Miami	(h)	W	5-1	Connell, Smethurst 2, Best, Sissons	11,415		b	c		e	§	g	h	i					n	o	p	q	r	§	§
18	26	Washington	(h)	W	3-1	Boyle, Scullion, Smethurst	11,153	a	b	c		e	f	g	h			§			n	o	p	q			§
19	29	Philadelphia	(a)	W	1-0+	Smethurst	4,517		b	c		e	f	g	h	i		k			n		p		r	§	§
20	Aug 2	Washington	(a)	L	1-3	Smethurst	2,415		b	c		e	§	g	h	i		k			n	o		q	r	§	§
21	6	Chicago	(h)	L	0-3		12,761	a	b			e	f	g	h	i	§	§			n	o		q		§	t
22	9	Toronto	(a)	L	1-3	Smethurst	8,248		b			e	f	g	h	i	j				n	o		q	r		
Play-offs																										
	Aug 13	Toronto	(h)	W	1-0	Best	16,111			c		e	f	g	h	i					n	o	p	q	r	
	16	Miami	(h)	W	3-0	Boyle, Scullion, Smethurst	22,710			c		e	f	g	h	i					n	o	p	q	r	
	24	Portland	(n†)	W	2-0	Best, Auguste	17,009			c		e	f	g	h	i					n	o	p	q	r		§

†Played in San Jose

TORONTO METROS-CROATIA

1975 Players



Gene Strenicer

C	Player	No.	Born/Citizen	Date/Age	Position	Regular Season				Play-offs			
a	Bilecki, Zeljko	1	Yugoslavia/Canada	28.04.50	Goalkeeper	22	0	0	0	1	0	0	0
b	Cehaic, Mirsad	4	Yugoslavia	25.06.51	Defender	9	0	0	0				
c	Fazlic, Miralem	5	Yugoslavia	10.06.47	Defender	22	0	3	3	1	0	0	0
d	Rowan, Brian	3	Scotland	28.06.48	Defender	13	0	4	4				
e	Jusic, Emir	8	Yugoslavia	28	Midfield	13	1	2	4				
f	Pilas, Bruno	10	Yugoslavia/Canada	21.11.50	Midfield	11	1	2	4				
g	Strenicer, Gene	7	Hungary	12.08.45	Midfield	22	0	3	3	1	0	0	0
h	Blair, Corcel	9	Jamaica	26.09.50	Forward	8	0	0	0				
i	Solak, Aleja	11	Yugoslavia	31	Forward	6	1	0	2				
j	Psaker, Boris	14	Yugoslavia	25.01.55	Forward	12	2	0	4				
k	Sutevski, Damir	2	Yugoslavia	28.09.54	Defender	9	0	0	0	1	0	0	0
l	Polak, Tadeusz	18	Austria/Poland	17.11.44	Defender	20	2	4	8	1	0	0	0
m	Coyne, John	16	England	18.11.51	Forward	21	7	11	25	1	0	0	0
n	Roe, Peter	12	England/Canada	23.09.55	Forward	17	3	3	9	1	0	0	0
o	Arslanovic, Ibrahim	6	Yugoslavia	23	Midfield	3	0	0	0				
p	Peric, Goran	17	Yugoslavia	28	Forward	10	1	0	2				
q	Burns, Tim	15	England/Canada	10.07.47	Midfield	1	0	0	0				
r	McPhee, Ian	6	Scotland	32	Defender	11	0	0	0	1	0	0	0
s	Ferreira, Ivair	11	Brazil	27.01.45	Forward	14	5	2	12	1	0	0	0
t	Lukacevic, Ivan	9	Yugoslavia	7.10.46	Forward	10	8	2	18	1	0	0	0
u	Major, Ernst	3	Yugoslavia	20	Defender	7	0	0	0				
v	Bradvic, Marijan	4	Yugoslavia	12.07.49	Midfield	8	3	2	8	1	0	0	0
w	Brand, Jack	22	West Germany/Canada	4.08.53	Goalkeeper	2	0	0	0	1	0	0	0
x	Perani, Marino	15	Italy	27.10.39	Midfield	8	1	2	4				
y	Vieri, Roberto	8	Italy	14.02.46	Forward	9	3	2	8	1	0	0	0

Coach: Ivan Markovic — Yugoslavia.

Stadium: Varsity Stadium, Toronto, Ontario.

1975 Results

						Bilecki	Cehaic	Fazlic	Rowan	Jusic	Pilas	Strenicer	Blair	Solak	Psaker	Sutevski	Polak	Coyne	Roe	Arslanovic	Peric	Burns	McPhee	Ferreira	Lukacevic	Major	Bradvic	Brand	Perani	Vieri				
1 May	3 Vancouver	(a)	L	1-4	Pilas	7,336	a	b	c	d	e	f	g	h	i	j	k																	
2	4 Seattle	(a)	L	1-2	Coyne	14,252	a	b	c	d	e	f	g	h				l	m	n														
3	7 Portland	(a)	L	0-1		8,500	a	b	c	d	e	f	g	h	§			l	m	n														
4	19 New York	(h)	L	1-2	Roe	4,796	a	b	c	d	e		g		i	j		l	m	n	§													
5	23 Philadelphia	(a)	W	1-0	Solak	7,132	a	b	c	d	e		g	§	i	j		l	m	n		§												
6	25 San Jose	(h)	W	3-2	Coyne 3	2,431	a	b	c	d	e	f	g	§	i			l	m	n	§													
7 June	1 Boston	(h)	W	2-1*	Psaker	8,759	a	b	c	d	e	f	g	§	i	§		l	m	n		§												
8	6 Washington	(a)	L	1-2	Psaker	7,653	a	b	c	d	e		g	h		j			m	n	§	§	q											
9	7 Baltimore	(h)	L	0-1*		3,135	a	§	c	d	e		g			j		l	m	n		§		r	s									
10	14 Hartford	(h)	W	1-0	Coyne	2,171	a		c	d	e		g	§		j		l	m	n		§		r	s									
11	18 New York	(a)	L	0-2		22,500	a		c	d	e	§	g					l	m	n		§		r	s	t								
12	21 Los Angeles	(h)	W	4-3	Jusic, Coyne, Lukacevic 2	3,184	a		c	d	e	f	g			§		l	m			§		r	s	t	§							
13	28 Boston	(a)	L	1-3	Lukacevic	6,143	a		c	d	e	§	g					l	m	§				r	s	t		v	§					
14 July	6 Rochester	(h)	W	3-0	Polak, Lukacevic 2	5,109	a		c				g				k	l	m			§		r	§	t	§	v		x	y			
15	13 Miami	(h)	W	2-0	Peric, Bradvic	5,364	a		c				g					l	§	§		§		r	s	t	u	v		x	y			
16	16 Hartford	(a)	W	5-0	Roe 2, Lukacevic 2, Bradvic	3,708	a		c			§	g				k	l	m	n					§	t	u	v		§	y			
17	19 New York	(h)	W	3-0	Lukacevic, Perani, Vieri	21,573	a		c			§	g				k	l	m	n				r	§	t		v		§	y			
18	23 Rochester	(a)	W	2-1	Ferreira 2	5,288	a		c				g			§	k	l	m	n					s			v		x	y			
19	26 Boston	(a)	L	1-2	Ferreira	4,157	a		c				g			§	k	l	m	n					s		§	v	§	x	y			
20 Aug	2 Rochester	(a)	W	2-0	Ferreira, Bradvic	3,125	a		c				g			§	k	l	m			§		r	s	§		v		x	y			
21	7 Hartford	(h)	W	2-1	Coyne, Vieri	4,215	a		c				g			§	k	l	m					r	s	t	§			x	y			
22	9 Tampa Bay	(h)	W	3-1	Polak, Ferreira, Vieri	8,248	a		c			§	g				§	l	m	n				r	§	t	u	v			y			

Play-off

Aug	13 Tampa Bay	(a)	L	0-1		16,111	a		c				g				k	l	m	n				r	§	t		v	§		y			

VANCOUVER WHITECAPS



Neill Ellett

1975 Players

C	Player	No.	Born/Citizen	Birthdate	Position	Regular Season			
a	Greco, Peter	1	Italy	47	Goalkeeper	8	0	0	0
b	Lenarduzzi, Sam	6	Italy/Canada	19.12.48	Defender	16	0	1	1
c	Wilson, Bruce	3	Canada	20.06.51	Defender	22	2	4	8
d	Wilson, Les	7	England	10.11.46	Defender	16	1	2	4
e	Zanatta, Sergio	10	Italy/Canada		Forward	16	6	4	16
f	Johnson, Glen	8	Canada	22.04.51	Forward	21	8	7	23
g	Gant, Brian	11	Canada	23.04.52	Midfield	18	1	7	9
h	Palmer, Charlie	17	Scotland	.49	Defender	6	1	1	3
i	Ellett, Neil	2	Canada	.45	Defender	19	0	5	5
j	Budd, Brian	9	Canada	8.04.52	Forward	15	4	2	10
k	Short, Peter		England	27.10.44	Defender	1	0	0	0
l	Heaney, Gerry	4	Scotland/Canada	.45	Defender	19	0	1	1
m	Twamley, Bruce	12	Canada	23.05.52	Defender	18	2	0	4
n	Lenarduzzi R. 'Bob'	5	Canada	1.05.55	Defender	20	3	3	9
o	Mitchell, Barrie		Scotland	15.03.47	Forward	18	5	4	14
p	Miller, Bruce	16	Canada	23.05.57	Forward	2	0	0	0
q	Weber, Greg	1	Canada	15.04.40	Goalkeeper	14	0	0	0
r	Samson, Daryl	15	Canada	25.08.52	Defender	6	0	0	0
s	Thompson, Gary	14	Canada	28.09.45	Forward	4	1	0	2
t	Alberts, Robert		Holland	14.11.54	Midfield	9	2	1	5

Coach: Jim Easton — Scotland.

Stadium: Empire Stadium, Vancouver, British Columbia.

1975 Results

							Greco	Lenarduzzi S	Wilson B	Wilson L	Zanatta	Johnson	Gant	Palmer	Ellett	Budd	Short	Heaney	Twamley	Lenarduzzi R	Mitchell	Miller	Weber	Samson	Thompson	Alberts
1 Apr	18	Chicago	(h)	W 1-0	Zanatta	10,007	a	b	c	d	e	f	g	h	i	j	k									
2	26	Seattle	(h)	W 2-1	B.Wilson, Zanatta	7,753	a	b	c	d	e	f	g	h	i	j		l								
3 May	3	Toronto	(h)	W 4-1	R.Lenarduzzi, Zanatta, Budd, Johnson	7,336	a	b	c	d	e	f	g	h	i	j		l	§	§						
4	9	Los Angeles	(a)	W 3-0	R.Lenarduzzi, Zanatta, Johnson	7,155	a	b	c	d	e	f	g					l	m	n	o					
5	10	San Jose	(a)	W 2-1	Twamley, Mitchell	17,632	a	b	c	d	e	f	g					l	m	n	o	§				
6	16	Portland	(h)	L 0-2		7,815	a	b	c	d	e	f	g	§				l	m	n	o					
7	24	Hartford	(a)	L 0-1		3,210		b	c	d	e	f	g		§	§		l	m	n	o		q			
8	28	New York	(a)	W 1-0	o.g.	7,331		b	c	d	e	f	g		i			l	m	§	o		q	§		
9 June	1	Rochester	(a)	L 1-3	Budd	4,811		b	c			f	g		i	j		l	m	n	o		q			
10	5	San Antonio	(h)	W 3-0	Johnson 2, Thompson	7,514			c			f	g		i	j		l	m	n	o		q	r	§	
11	7	Portland	(a)	L 2-3+	Johnson, Gant	11,335		§	c	d		f	g		i			l	m	n	o		q		s	
12	11	Los Angeles	(h)	W 1-0+	Mitchell	9,168			c			f	g		i			l	m	n	o		q	r	s	
13	19	San Jose	(h)	L 2-3+	Mitchell, Johnson	9,424			c		§	f	g		i			l	m	n	o		q	§	s	t
14	27	Dallas	(a)	L 1-2	Alberts	3,436			c		e		g		i	j		l	m	n	o		q			t
15	29	St Louis	(a)	L 1-2	Zanatta	4,217	a	b	c		e	f	g		i	§		l	m	§	o	§				t
16 July	3	Portland	(a)	L 1-2	Twamley	18,278	a	b	c	d	e	f			§	§		l	m	n	o					t
17	10	Seattle	(h)	W 2-1	Johnson, Budd	7,205			c	d	§	f			i	j		l	m	n	o		q			t
18	12	Los Angeles	(a)	L 0-1		7,604			c	d	§	f			i	j		l	m	n	o		q			t
19	19	Seattle	(a)	L 0-3		17,925		§	c	d		f	g		i	j		l	m	n	o		q			§
20	24	Boston	(h)	L 1-2	Zanatta	7,158		§	c	d	e	f			i	j		l	m	n			q	r		
21	31	Denver	(h)	W 6-0	R.Lenarduzzi, L.Wilson, Palmer, Mitchell, Johnson, Alberts	4,528		b	c	§		f	g	h	i	j				n	o		q			t
22 Aug	7	San Jose	(h)	W 4-0	B.Wilson, Mitchell, Budd, o.g.	5,461		b	c	§	§	f	g	h	i	j				n	o		q			t

WASHINGTON DIPLOMATS

1975 Players

Alan Spavin

C	Player	No.	Born/Citizen	Birthday	Position	Regular Season			
a	Thomas, Peter	1	England/Ireland	20.11.44	Goalkeeper	6	0	0	0
b	Pillinger, Brian	5	England	24.07.51	Defender	22	1	1	3
c	Willner, Roy	16	U.S.A.	22.10.49	Midfield	12	1	1	3
d	McConville, Tom	14	Ireland	.46	Defender	18	0	0	0
e	Maca, Alain	4	Belgium/U.S.A.	10.02.50	Defender	11	0	0	0
f	Grell, Bertrand	18	Trinidad	22.08.44	Forward	18	0	1	1
g	Darrell, Gary	10	Bermuda	10.01.47	Midfield	22	9	1	19
h	Spavin, Alan	6	England	20.02.42	Midfield	20	0	6	6
i	Barry, Mick	7			Midfield	22	6	9	21
j	Horton, Randy	15	Bermuda	22.01.45	Forward	19	7	4	18
k	Minor, Karl	12	West Germany/Austria		Forward	19	2	1	5
l	Ingram, Gerry	11	England	19.08.47	Forward	22	7	5	19
m	DeLeon, Leroy	8	Trinidad	7.02.48	Forward	13	4	4	12
n	Bain, Ian	9	Trinidad		Midfield	13	3	1	7
o	Taratsides, George	17	Greece		Goalkeeper	3	0	0	0
p	Joseph, Gerard 'Bobby'		Haiti	22.10.49	Goalkeeper	5	0	0	0
q	Beany, Bill				Defender	14	0	0	0
r	Martin, Eric		Scotland	31.03.46	Goalkeeper	10	0	0	0
s	Minton, Roger		England	4.06.51	Defender	7	0	0	0

Coach: Dennis Viollet — England.

Stadium: Robert F.Kennedy Stadium, Washington DC.

1975 Results

							Thomas	Pillinger	Willner	McConville	Maca	Grell	Darrell	Spavin	Barry	Horton	Minor	Ingram	DeLeon	Bain	Taratsides	Joseph	Beany	Martin	Minton
1	May 3	San Antonio	(a)	W 2-0	Darrell, DeLeon	5,370	a	b	§	d	e	f	g	h	i	j	§	l	m	§					
2	4	Dallas	(a)	W 2-0	Horton, Ingram	6,502	a	b	§	d	e	f	g	h	i	j	§	l	m	§					
3	9	Tampa Bay	(h)	W 3-0	Darrell, Horton, Ingram	10,340	a	b	§	d	e	f	g	h	i	j	§	l	m						
4	16	Philadelphia	(h)	W 2-1	DeLeon 2	10,860	a	b	§	d	e	f	g	h	i	j	§	l	m						
5	23	Miami	(h)	L 1-3	DeLeon	8,643	a	b	c	d		f	g	h	i	j		l	m	§					
6	30	St Louis	(h)	L 3-4*	Darrell 2, Horton	7,238	a	b		d	e	f	g	h	i	j	§	l	m		§					
7	June 3	Baltimore	(a)	L 0-1		4,146		b		d	e	f	g	h	i	j		l	m	§		p			
8	6	Toronto	(h)	W 2-1	Barry, Horton	7,653		b			e	f	g	h	i	§	k	l	m	n		p			
9	14	Baltimore	(h)	L 3-4	Barry, Bain 2	6,847		b			e	f	§	h	i	j	§	l	m	n		p	q		
10	17	Philadelphia	(a)	L 2-3*	Willner, Darrell	7,510		b	c		e	f	g		i	§	k	l	m			p	q		
11	20	Miami	(a)	L 0-8		4,481		b	c		e	f	g	§	i		k	§	m	n	§	p	q		
12	29	New York	(h)	L 2-9	Darrell, Ingram	35,620		b	c	d	e	§	g	h	i	§	§	l	m		o		q		
13	July 2	Philadelphia	(h)	W 4-1	Darrell 2, Barry, Ingram	2,140		b	c	d			g	h	i		k	l					q	r	s
14	9	Hartford	(h)	W 1-0	Barry	2,045		b	c	d			g	h	i		§	l		n			q	r	s
15	13	Denver	(a)	W 2-1*	Minor	3,426		b		d		§	g	h	i	§	k	l		n			q	r	s
16	18	Rochester	(a)	W 2-1	Barry, Horton	3,366		b		d		f	g		i	§	k	l		n			q	r	s
17	25	Miami	(a)	L 1-2	Minor	4,063		b	c	d			g	h	i	§	k	l					q	r	s
18	26	Tampa Bay	(a)	L 1-3	Barry	11,153		b	c	d		f	g	h	i	§	k	l					q	r	
19	30	Boston	(h)	L 0-2		3,150		b		d		f	g	h	i	j	§	l	m				q	r	
20	Aug 2	Tampa Bay	(h)	W 3-1	Horton 2, Ingram	2,415		b		d		f	g	h	i	j	§	l		n			q	r	
21	6	Baltimore	(a)	W 4-1	Pillinger, Ingram 2, Bain	2,877		b		d			g	h	i	j		l		n			q	r	s
22	10	Chicago	(h)	W 2-1*	Darrell	3,519		b		d		§	g	h	i	j	§	l		n			q	r	s